



**2025 HARLEY-DAVIDSON® SCREAMIN' EAGLE®
PERFORMANCE PARTS & ACCESSORIES**














PRINCIPLES OF PERFORMANCE

Nobody says “no” to more torque and horsepower. Since the beginning, Harley-Davidson® motorcycle riders have felt the pull of amped up powertrain performance. Screamin' Eagle® components are the key to greater acceleration, increased passing muscle, and more of that rip roaring raw exhaust note that makes power more than a little addicting.

STAGE KIT PATH TO PERFORMANCE	2
TUNING FOR PERFORMANCE	4
MILWAUKEE-EIGHT® POWERTRAIN	8
TWIN CAM POWERTRAIN	58
SPORTSTER® POWERTRAIN	92
EVOLUTION® 1340 POWERTRAIN	103
SCREAMIN' EAGLE® ACCESSORIES	104
CRATE ENGINES & DRIVE TRAIN	110
LONGBLOCK PROGRAM	121
SUSPENSION	124
INDEX	128




STAGE UPGRADES: PATH TO PERFORMANCE


	START HERE	CHOOSE FROM BELOW	ADD EVEN MORE POWER	
STAGE	 <p>STAGE I </p> <p>MOVE MORE AIR & FUEL</p> <p>INTAKE + EXHAUST + TUNING UPGRADE = FOUNDATION FOR ALL FUTURE STAGES</p>	 <p>STAGE II </p> <p>GIVE IT A LIFT</p> <p>STAGE I + CAM UPGRADE</p>	 <p>STAGE III </p> <p>PUMP UP THE VOLUME</p> <p>STAGE II + BIG BORE CYLINDERS & PISTONS</p>	 <p>STAGE IV </p> <p>TOP IT OFF</p> <p>STAGE III + CYLINDER HEADS & THROTTLE BODY</p>
BENEFITS	Ideal for riders who want to enhance the performance, look and sound of their motorcycle	<p>TORQUE KIT: Ideal for riders looking for instant passing power at cruising speeds</p> <p>POWER KIT: Ideal for riders who want to feel the power build and pull all the way to the redline</p>	Ideal for riders who want the largest engine displacement and increased power throughout the entire RPM range	Ideal for riders who want the absolute best Harley-Davidson® performance upgrade available
BASICS	<ul style="list-style-type: none"> • Most cost-effective step to improve performance and the foundation for future performance upgrades • Match any Screamin' Eagle® high-flow air cleaner and exhaust with the proper ECM calibration to increase the airflow into and out of the engine 	<ul style="list-style-type: none"> • Choose a TORQUE CAM or POWER CAM based on riding style • A performance cam increases both the lift in the valve train (pushing the valve open farther) and the duration of the valve opening (how long the valve stays open) 	<ul style="list-style-type: none"> • An increase in engine displacement allows the engine to swallow more air and fuel, while a higher-compression piston squeezes the air and fuel into a more volatile mixture, generating more power when ignited • Displacement increases are accomplished with larger cylinders, matching pistons and the proper cam upgrade 	<ul style="list-style-type: none"> • Highest-level performance upgrade available to provide a maximum increase in displacement, compression and flow • Higher-flowing CNC ported cylinder heads and larger bore throttle body increase the velocity and feed large volumes of air and fuel into the engine, which maximizes power on a larger displacement engine • Combines ported cylinder heads and larger throttle body in combination with cylinders, matching pistons and proper cam upgrade
PERFORMANCE	 <p>The rider will feel up to a 10%* increase in performance when compared to stock bikes throughout the entire RPM range</p>	 <ul style="list-style-type: none"> • TORQUE KIT: The rider will feel up to a 15%* increase in performance when compared to stock bikes in the low to mid RPM range • Experience crisp throttle response and acceleration that can be felt at slower speeds, perfect for passing slow-moving vehicles without downshifting  <ul style="list-style-type: none"> • POWER KIT: The rider will feel up to a 25%* increase in performance when compared to stock bikes in the mid to upper RPM range • Experience an adrenaline-pumping burst of speed while heading toward the redline 	 <ul style="list-style-type: none"> • Riders will experience a performance increase throughout the entire RPM range, with up to a 35%* increase when compared to stock bikes in the mid to upper RPM range • Produces instant passing power without downshifting • Delivers excellent stoplight to freeway speed and on-ramp acceleration 	 <p>The rider will feel exceptional acceleration, delivering significant gains and up to a 40%* increase when compared to stock bikes in the upper RPM range</p>

AN OVERVIEW OF WARRANTY & CAUTION: Harley-Davidson has the engineering expertise, sophisticated dyno lab and complete testing facilities to provide enthusiasts with a line of performance products designed to produce good, solid, reliable horsepower and torque. Engine-related performance parts are intended for the experienced rider only.


WARRANTY: Installation of Screamin' Eagle® products and similar off road or competition products could impact your H-D™ motorcycle limited warranty claims. Specifically, Harley-Davidson may exclude motorcycle limited warranty coverage for defects or damage caused by use of unauthorized parts, including defects or damage caused by use of non-Genuine Harley-Davidson parts or use of the vehicle for racing or competition, and denial of coverage may be based on installation of parts designed for unauthorized uses of the vehicle, such as a trailer hitch. Additionally, Harley-Davidson shall exclude motorcycle limited warranty coverage and deny all motorcycle limited warranty claims for functional defects of powertrain components for any Harley-Davidson® motorcycle registered in the United States if the vehicle was tuned using a tuning product not covered by a California Air and Resources Board Executive Order or that was otherwise approved by the Environmental Protection Agency, or if Harley-Davidson or any authorized Harley-Davidson® dealer has any information to show that the vehicle was tuned using a tuning product not covered by a California Air and Resources Board Executive Order or that was otherwise approved by the Environmental Protection Agency.


CAUTION ICONS

 **GO LIGHT:** These Screamin' Eagle® products are 50-State U.S. EPA compliant for sale and use on all applicable vehicles, including those that are pollution controlled. See Genuine Motor Parts and Accessories or Screamin' Eagle Accessories catalog for fitment information. Screamin' Eagle Performance products are intended for the experienced rider only.

 **STOP HAND:** Harley-Davidson® motorcycles modified with some Screamin' Eagle® Performance products must not be used on public roads and, in some cases, may be restricted to closed-course competition. These performance parts are 49-state U.S. EPA compliant but are NOT compliant for sale or use in California on pollution-controlled motor vehicles. California guidelines on tampering can also lead to substantial fines and penalties. Screamin' Eagle® Performance products are intended for the experienced rider only.

CAUTION: Harley-Davidson motorcycles modified with some Screamin' Eagle high-performance engine parts must not be used on public roads and, in some cases, may be restricted to closed-course competition.

 **CALIFORNIA:** These Screamin' Eagle® products are street compliant for sale and use on specific vehicles, outlined in the product's fitment statement within the State of California. Screamin' Eagle Performance products are intended for the experienced rider only.

 **CROSS FLAGS:** This product may be intended for race use only applications. It may also be certified for use in a 50-State U.S. EPA compliant application or kit. Use of any incomplete combination of certified kit products may not be legal for sale or use on U.S. market pollution-controlled vehicles and may be restricted to closed course competition use. See Genuine Motor Parts and Accessories or Screamin' Eagle Accessories catalog for compliance, fitment and warranty information. Screamin' Eagle Performance products are intended for the experienced rider only.

DYNAMOMETER (DYNO) PERFORMANCE TESTING: Declared performance values in this catalog represent SAE J-1349 transient peak power output. Dynamometer settings, motorcycle condition, variation, climate and other factors can affect performance output, and results can vary from the performance values declared by Harley-Davidson.

Street-legal and/or street-compliant statements refer to product meeting 50-state emissions and noise standards in the United States. The street legal and/or street compliant statements may not apply to markets outside of the United States.

Not all products are available in all countries — please consult your dealer for details.

Stage upgrades retain the Motorcycle Original Equipment Manufacturer's Warranty.

*Dynamometer settings, motorcycle condition, variation, climate and other factors can affect performance output, and results can vary from the performance values declared by Harley-Davidson.

TUNING FOR PERFORMANCE

FIRST THINGS FIRST:

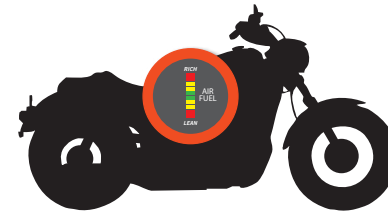
You've built your dream pavement-pounding machine by selecting one of the Screamin' Eagle® Stage upgrades.



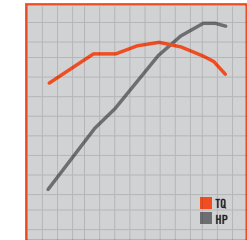
2 Next, the motorcycle Engine Control Module (ECM) needs to be recalibrated. Screamin' Eagle offers base calibrations specifically designed for the performance components on your bike.



3 Tuning adjusts the air-fuel ratio and other parameters based on your performance upgrades.



4 The end result? A properly tuned performance machine that gets the most out of your performance upgrades.



START HERE

PRO STREET TUNER*



- Offers base calibrations for your chosen Screamin' Eagle Stage upgrade
- Constantly monitors the engine operation in the Part-Throttle Cruising Range
- Enables manual adjustments to fine-tune parameters within part- and full-throttle ranges*

(*may not be available in all markets)

WANT MORE?

SMART TUNE PRO



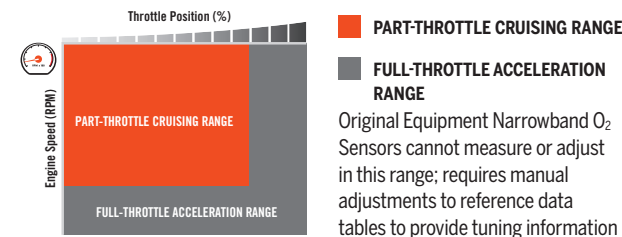
- Uses the Pro Street Tuner base calibrations as a starting point
- Constantly monitors the engine operation and riding conditions in the Complete Motorcycle Operating Range
- Automatically adjusts tuning parameters in real time within the Complete Motorcycle Operating Range

THE HOW

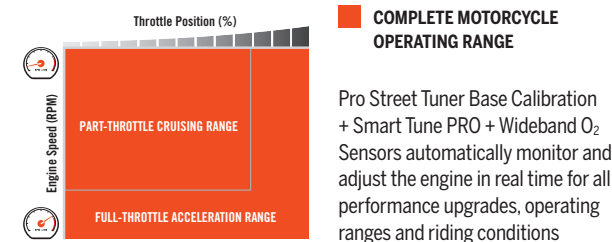
- 1 Load base calibration
- 2 All done; go ride or **manually** adjust with Dyno tuning or Smart Tune Live

THE WHAT

COMPLETE MOTORCYCLE OPERATING RANGE



COMPLETE MOTORCYCLE OPERATING RANGE



THE BENEFIT

MANUAL ADJUSTMENT FOR
Maximum Performance + Optimal Efficiency
for your bike



AUTOMATIC ADJUSTMENT FOR
Maximum Performance + Optimal Efficiency
+ Automatic Adjustment for your bike in all riding conditions and combinations of performance upgrades





SCREAMIN' EAGLE® PRO STREET TUNER

A. SCREAMIN' EAGLE® PRO STREET TUNER

Next generation performance tuning made even easier. Now with a wireless and wired option, the new Screamin' Eagle Pro Street Tuner maximizes performance while being 49-state emissions compliant. The Screamin' Eagle® Pro Street Tuner is designed to simplify management of engine operating parameters as performance modifications are made. Once installed, the tuner allows you to adjust key parameters or simply upload the latest Engine Control Module (ECM) calibrations to match your bike's state-of-tune. Start with a high-flow air cleaner and Street Performance mufflers and upload the calibration that provides the best performance mix. Add additional Stage upgrades later, and you simply upload the proper ECM calibration to match the model and hardware. With the all-new Screamin' Eagle Street Tuner mobile app, you'll have free online access to the latest factory calibrations via your smartphone. Ideal for real-world street performance applications, the Pro Street Tuner provides the adjustability to account for bike-to-bike variation and when upgrading through various Stage kits, all while maintaining closed-loop fuel control for fuel economy in the part-throttle operating range. Unlike other aftermarket tuners, The Screamin' Eagle® Pro Street Tuner talks directly to your motorcycle's ECM and re-programs the motorcycle's operating system. The Pro Street Tuner discretely plugs into the bike's data port, so no splicing or under-seat hardware is required. The Screamin' Eagle® Pro Street Tuner does not impact your Harley-Davidson® factory warranty coverage.

- Tune through Bluetooth® using the Screamin' Eagle Street Tuner mobile app on your personal device. Screamin' Eagle maintains a vast calibration library to ensure your performance calibration is plug and play

- Features a guided Smart Tune process to enable quick navigation through the software, whether new to tuning or an experienced user

- Smart Tune Live, a dynamic method to track engine data by running vehicle through a range of RPM and throttle positions, reduces time to modify existing Volumetric Efficiency tables (works on models with factory installed O2 sensors only)

- Compatible with Screamin' Eagle Smart Tune Pro Automatic Tuning Module P/N 41000445A

- Stores run-time data, through phone's memory, that can be downloaded to PC or viewed using the mobile app, allowing you to view and evaluate the bike's air/fuel ratio, O2 sensor readings, engine speed and temperature, RPM and vehicle speed,

throttle position, spark advance and much more. Detailed changes can be made via the Pro Street Tuner desktop application

- Adjustability to Spark Advance, Throttle Progressivity, and Volumetric Efficiency to custom tune the performance combination. Throttle Progressivity adjustability available on select models. Requires Desktop application and Y-Cable to fine tune areas of calibration

- New performance widgets and features available within the Mobile App (Engine Head Temp, Battery Voltage, Throttle Position, Engine Speed, Speedometer, Tachometer, Manifold Absolute Pressure, etc.) to view live engine data as you tune

- View and clear diagnostics functions

- Includes the Bluetooth® Communications Interface (BCI) module and unlimited access to the latest software updates and calibrations available from Screamin' Eagle

- Available Tuner Cable kit (P/N 41001142, sold separately) for computer connection for use in environments with poor Bluetooth connectivity, such as dyno rooms and to adjust specific parameters within calibrations

- 49-State U.S. EPA compliant

41001141
For use with '21-later Softail®, Touring, and Trike models. Does not fit California models.

41001166A
Fits '21-'22 Touring, '21-'22 Trike and '21-'22 (except '21-22 FXLRS and FXLRST) Softail California models only. Dealership installation only. Please see the What's New section of the Screamin' Eagle Street Tuner mobile app or PC software for the list of available calibrations.

SCREAMIN' EAGLE® PRO STREET TUNER - Y CABLE

Required to connect a Screamin' Eagle Pro Street Tuner (P/N 41001141, sold separately) with '21-Later models equipped with a Milwaukee-Eight® engine.

41001142
For use with '21-later Softail®, Touring, and Trike models and the Screamin' Eagle® Pro Street Tuner P/N 41001141. Does not fit California models.

B. SCREAMIN' EAGLE® PRO STREET TUNER

The Screamin' Eagle® Pro Street Performance Tuner is designed to simplify management of engine operating parameters as performance modifications are made. Once installed, the kit allows you to adjust key parameters or simply upload the latest Engine Control Module (ECM) calibrations to match your bike's state-of-tune. Start with a high-flow air cleaner and Street Performance mufflers and upload the calibration that provides the best performance mix. Add additional Stage Upgrades later, and you simply upload the proper ECM calibration to match the model and hardware. Plus, you have free online access to the latest factory calibrations. Ideal for real-world street performance applications, the Pro Street Tuner provides the adjustability to account for bike-to-bike variation and for changes to cams, heads, intake and exhaust while maintaining closed-loop fuel control for fuel economy in the part-throttle operating range. Unlike other aftermarket tuners, The Screamin' Eagle® Pro Street Tuner actually talks directly to your motorcycle's ECM and re-programs the motorcycle's operating system. It isn't a piggyback system that tries to fool the ECM into adding more fuel or changing the ignition timing. The Pro Street Tuner plugs into the bike's data port, so no splicing or under-seat hardware is required. And unlike other race tuners or engine controllers, the Screamin' Eagle® Pro Street Tuner does not impact your Harley-Davidson® factory warranty coverage.

- Features a guided Smart Tune process to enable quick navigation through the software and permits tunability to optimize performance and drivability without compromising fuel efficiency, emission levels, engine durability, or 50-State U.S. EPA compliance

- Stores up to 15 minutes of run-time data that can be downloaded to PC, allowing you to view and evaluate the bike's air/fuel ratio, O2 sensor readings, engine speed and temperature, RPM and vehicle speed, throttle position, spark advance and much more

- Vehicle Communications Interface (VCI) will record and display service codes for troubleshooting and diagnostics

- Smart Tune Live, a dynamic method to track engine data by running vehicle through a range of RPM and throttle positions, reduces time to modify existing Volumetric Efficiency tables (works on models with factory-installed O2 sensors only)

- Adjustability to Spark Advance, Throttle progressivity, and Volumetric Efficiency to custom tune the performance combination

- Includes the Vehicle Communications Interface (VCI) module and unlimited access to the latest software updates and calibrations available from Screamin' Eagle. **Screamin' Eagle Tuner Cable kits P/Ns 32184-08A, 41000018 and 41000979 available for separate purchase. See h-d.com for model specific applications.**

41000008C

For use with '17-'20 XG, '14-'22 XL and '07-'17 Dyna®, and '07-'22 Softail and Touring, and '17-'22 Trike models. Requires separate purchase of model-specific Tuner Cable. Does not fit California '21-later models. California models instead require P/N 41001212A. Refer to H-D.com/shop for status.

41001212A

For use with '17-'20 XG, '14-'21 XL and '07-'17 Dyna®, and '07-'22 Softail (except '21-22 FXLRS and FXLRST), '07-22 Touring and '17-'22 Trike California models only. Requires separate purchase of model-specific Tuner Cable. Dealership installation only. Refer to H-D.com/shop for status.



B. SCREAMIN' EAGLE PRO STREET TUNER

C. SCREAMIN' EAGLE® SMART TUNE PRO AUTOMATIC TUNING MODULE*

Smart Tune PRO works with the Screamin' Eagle® Pro Street Tuner to automatically adjust your bike for the combination of performance components, climates and vehicle load conditions you are operating in. You just install the upgraded wideband oxygen sensors in the exhaust headers, download the calibration that the Screamin' Eagle engineers have developed as a starting point, then simply drive down the road and let Smart Tune PRO do the work.

Smart Tune PRO constantly monitors the operating parameters of your motorcycle, and automatically adjusts the bike's Electronic Control Module (ECM) to maximize performance in your current riding conditions. Smart Tune PRO utilizes wideband O₂ sensors that read oxygen levels in the exhaust stream to determine the optimum air/fuel ratio your bike needs at this very moment. Smart Tune PRO analyzes the data and automatically makes real-time tuning adjustments to the ECM. Unlike the standard narrow-band O₂ sensors that only provide feedback in the part-throttle cruising range, the wideband sensors can read and adjust tuning throughout the part throttle cruising and full-throttle acceleration operating range.

It is fully factory supported, and optimized to maximize performance while maintaining drivability and engine longevity. Smart Tune PRO is 50-State EPA compliant and does not impact the H-D™ factory warranty. Kit includes the Smart Tune PRO module with plug-in wiring harness, two M18 wideband O₂ sensors and access to free software updates, future calibrations and free online training modules. Screamin' Eagle Pro Street Tuner and model-specific installation hardware is sold separately.

41000445A

Fits '14-'22 XL, '16-'17 Dyna® FXDLs, '16-'20 Softail®, '14-'20 Touring and '17-'20 Trike models. Installation requires exhaust modification to incorporate wide-band oxygen sensors. Some models require Oxygen Sensor Harness Extension. For model specific installation requirements see Installation Instructions on H-D.com/shop. All models require ECM calibration with Screamin' Eagle® Pro Street Tuner for proper installation. 50-State U.S. EPA Compliant.

Also available: (not shown)

M18 OXYGEN SENSOR INSTALLATION TOOL

Plug-in extension cable is wired to allow installation of the Screamin' Eagle Smart Tune PRO Automatic Tuning Module hardware on specific models. No splicing or soldering is required.

14900150

For use on '23-later FLHXSE and FLTRXSE, and '24-later FLHX, FLTRX and FLTRXSTSE and '25-later FLHXU models for installation of M18 wide-band oxygen sensors.

OXYGEN SENSOR HARNESS EXTENSION

Plug-in extension cable is wired to allow installation of the Screamin' Eagle Smart Tune PRO Automatic Tuning Module hardware on specific models. No splicing or soldering is required.

69201704

Required for use of Screamin' Eagle Smart Tune PRO Automatic Tuning Module hardware on, '16-'17 Dyna and Softail models.



C. SCREAMIN' EAGLE SMART TUNE PRO AUTOMATIC TUNING MODULE

Street legal and/or street compliant statements refer to product meeting 50-State emissions and noise standards in the United States. The street legal and/or street compliant statements may not apply to markets outside of the United States. Tuning parameters may not be available in all markets. Check your local dealership for more information.

Street legal and/or street compliant statements refer to product meeting 50-State emissions and noise standards in the United States. The street legal and/or street compliant statements may not apply to markets outside of the United States. Tuning parameters may not be available in all markets. Check your local dealership for more information.

MILWAUKEE-EIGHT® POWERTRAIN

Screamin' Eagle® Stage upgrades offer complete street-compliant performance configurations engineered to generate specific torque and horsepower gains. Eliminating all the guesswork and trial-and-error testing normally associated with engine modifications, Stage upgrades include everything you need to enhance your bike's performance. Start with the foundation, the Stage I upgrade, then choose from Stage II, III or IV depending on your performance goals, budget and riding style.



STAGE I

INTAKE + EXHAUST + TUNING

The easiest and most cost effective step to improve your motorcycle's performance is to increase the airflow into and out of the engine. A high-flow air cleaner and system-matched slip-on mufflers provide horsepower and torque improvements you can feel throughout the RPM range, and serve as the core components for all performance upgrades. ECM calibration is required to tune the fuel flow and timing required to accommodate the improved airflow.

Stage I upgrade can be installed without engine disassembly. No special tools are required. Requires ECM tuning.



Street legal and/or street compliant statements refer to product meeting 50-State emissions and noise standards in the United States. The street legal and/or street compliant statements may not apply to markets outside of the United States.

STAGE II

STAGE I + CAM UPGRADE

Adding performance cams to a Stage I equipped bike is the next step to improved performance. Cam choices allow you to tailor the engine's performance to your specific needs. A torque cam offers on-demand throttle response from low- to mid-RPM at cruising speed. A power cam targets high-RPM, wide-open throttle response that keeps pulling right up to the redline. ECM calibration tuning is required to accommodate the increased valve timing, and performance valve springs may be required for high-lift cams.

Stage II upgrade requires minor engine disassembly to replace the cam. Adjustable pushrods allow cam installation without removing the rocker box. Special tools and ECM tuning are required.



STAGE III

STAGE I + CAM, BIG BORE CYLINDERS & PISTONS

The next step on the performance journey is to build a bigger engine. An increase in engine displacement allows the engine to swallow more air and fuel, a higher compression piston squeezes the air/fuel into a more volatile mixture, and when combined, generates more power when ignited. A displacement and compression increase provides torque increases throughout the entire RPM range with a 15-25% improvement in the mid-range power. ECM calibration tuning is required to adjust fuel flow and timing to accommodate the increased displacement.

Stage III bolt-on upgrade requires removal of the engine's top end and opening the cam chest. Engine remains in the chassis and no machining is required. Special tools and ECM tuning are required.



STAGE IV

STAGE I + CAM, BIG BORE CYLINDERS, PISTONS, CYLINDER HEADS & THROTTLE BODY

To maximize the impact of the increased displacement gained with Stage III updates, the addition of free-flowing ported cylinder heads and a big bore throttle body top off the performance build. Designed to satisfy the high-RPM, throttle-twisting rider, the Stage IV update delivers 20-30% increase in power that keeps pulling right up to the redline, without sacrificing mid-range torque. ECM calibration tuning is required to add more fuel, and a higher-lift cam may be required to deliver maximum power.

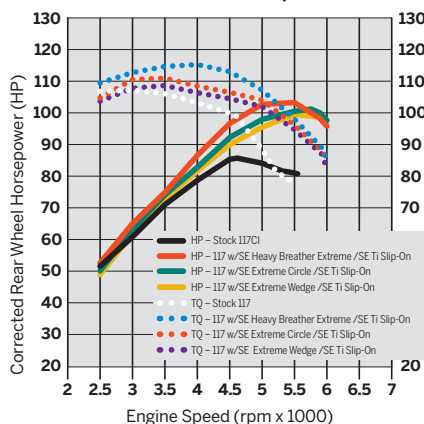
Stage IV bolt-on upgrade requires removal of the engine's top-end and opening the cam chest. Engine remains in the chassis and no machining is required. Special tools and ECM tuning are required.



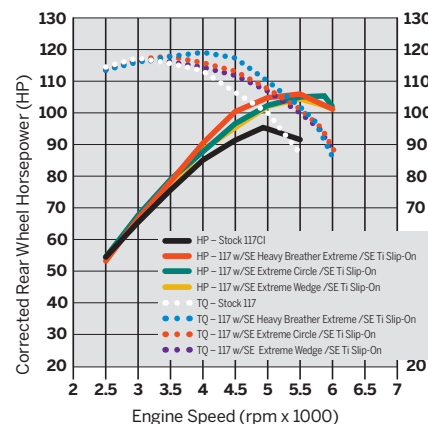
Street legal and/or street compliant statements refer to product meeting 50-State emissions and noise standards in the United States. The street legal and/or street compliant statements may not apply to markets outside of the United States.

SOFTAIL 117CI MODEL STAGE I UPGRADES

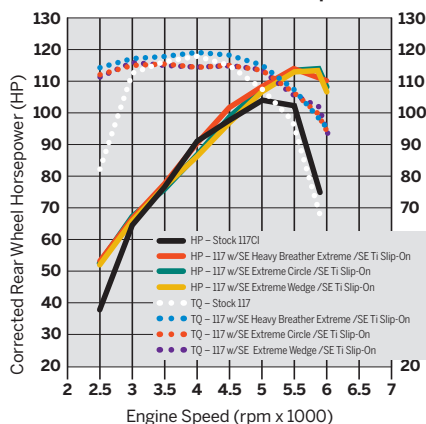
MY25 Softail 117ci Classic All Stage 1 vs Stock-SE Air Cleaners/SE Titanium Slip-On Muffler



MY25 Softail 117ci Custom All Stage 1 vs Stock - SE Air Cleaners / Stock Mufflers

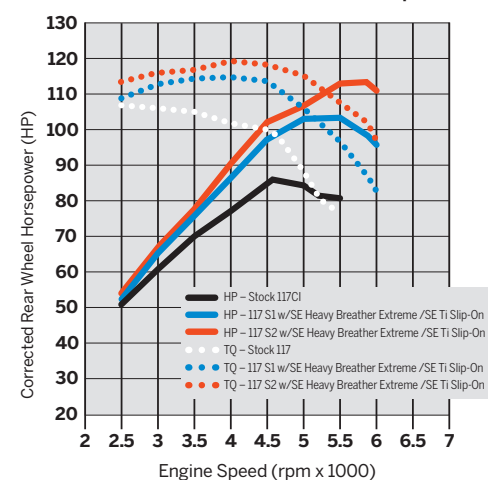


MY '25 Softail 117ci High Output All Stage 1 vs Stock -SE Air Cleaners / SE Titanium Slip-On Muffler

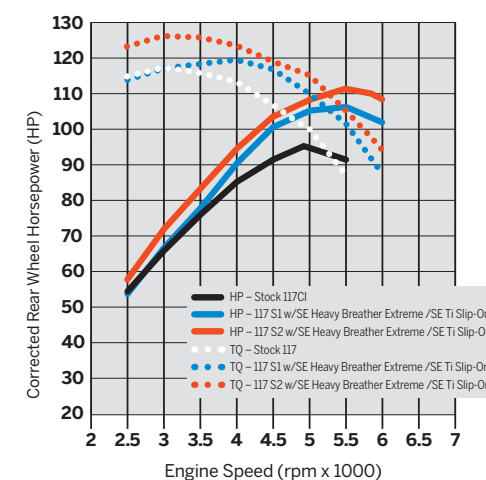


SOFTAIL 117CI MODEL STAGE II UPGRADES

MY25 Softail 117ci Classic Stage 1 vs Stage 2 vs Stock-SE Heavy Breather Extreme Air Cleaner / SE Titanium Slip-On Muffler

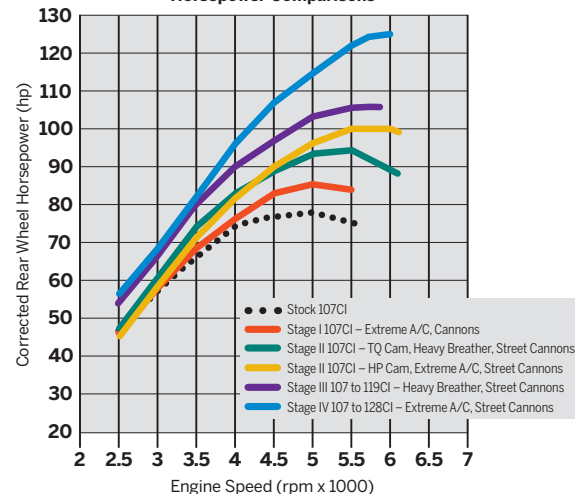


MY25 Softail 117ci Custom Stage 1 vs Stage 2 vs Stock - SE Heavy Breather Extreme Air Cleaner / Stock Mufflers

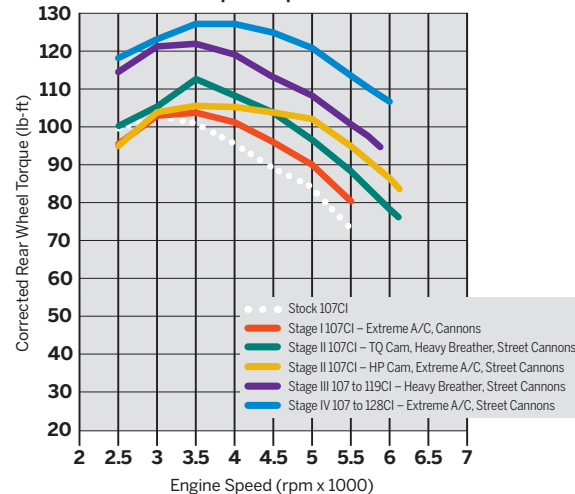


SOFTAIL 107CI MODEL STAGE UPGRADES

Milwaukee-Eight® 107 Softail® Stage Kits - Horsepower Comparisons

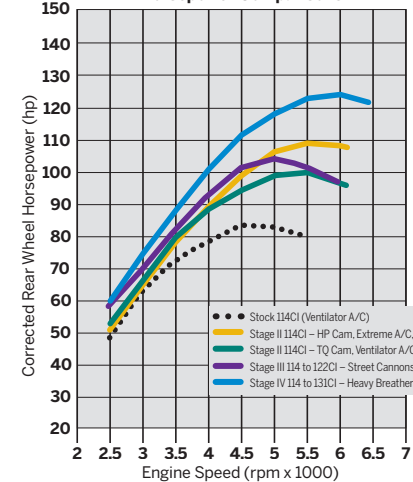


Milwaukee-Eight 107 Softail Stage Kits - Torque Comparisons

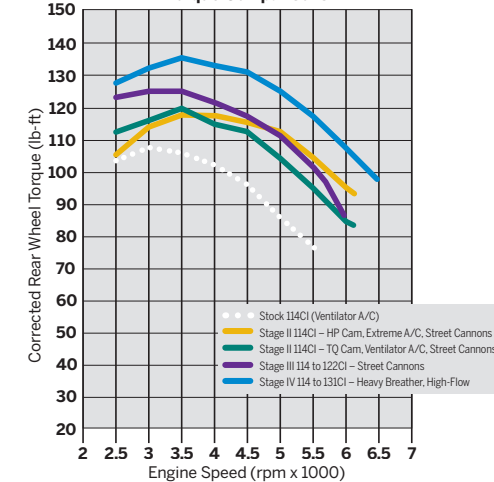


SOFTAIL® 114CI MODEL STAGE UPGRADES

Milwaukee-Eight 114 Softail Stage Kits - Horsepower Comparisons

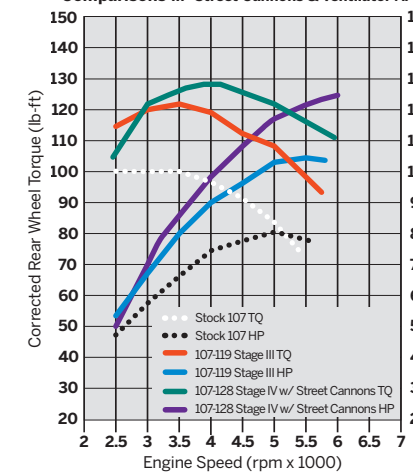


Milwaukee-Eight 114 Softail Stage Kits - Torque Comparisons



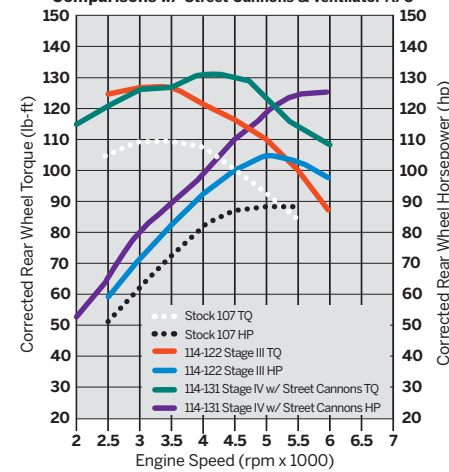
TOURING 107CI MODEL STAGE UPGRADES

Milwaukee-Eight® 107 Touring Stage Kits - Comparisons w/ Street Cannons & Ventilator A/C



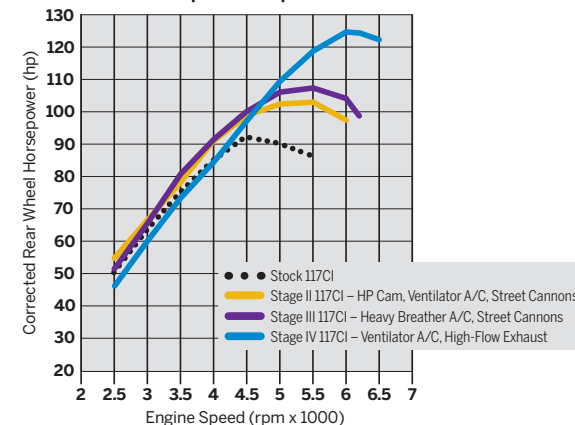
TOURING 114CI MODEL STAGE UPGRADES

Milwaukee-Eight 114 Touring Stage Kits - Comparisons w/ Street Cannons & Ventilator A/C

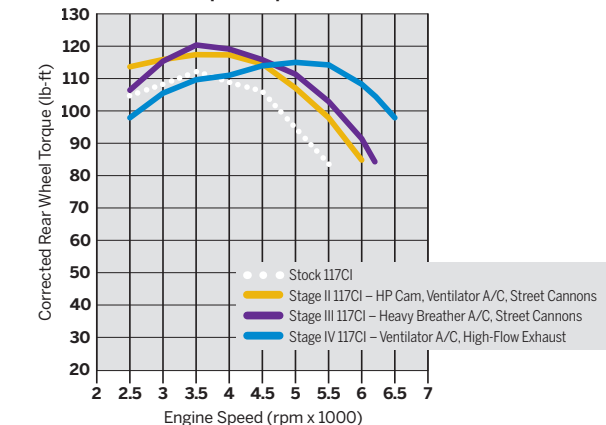


CVO™ TOURING MODEL STAGE UPGRADES

CVO™ Touring Stage Kits - Horsepower Comparisons



CVO Touring Stage Kits - Torque Comparisons



DYNAMOMETER (DYNO) PERFORMANCE TESTING: Declared performance values in this catalog represent SAE J-1349 transient peak power output. Dynamometer settings, motorcycle condition, variation, climate and other factors can affect performance output and results can vary from the performance values declared by Harley-Davidson.

Street legal and/or street compliant statements refer to product meeting 50-State emissions and noise standards in the United States. The street legal and/or street compliant statements may not apply to markets outside of the United States.

Street legal and/or street compliant statements refer to product meeting 50-State emissions and noise standards in the United States. The street legal and/or street compliant statements may not apply to markets outside of the United States.

12 SCREAMIN' EAGLE®

Heavy Breather

A. SCREAMIN' EAGLE® HEAVY BREATHER EXTREME AIR CLEANER

Designed for maximum performance, this race inspired Screamin' Eagle Heavy Breather Extreme Air Cleaner flows 20% more air than the Original Equipment air box. At speeds over 60 mph, the air cleaner experiences a ram-air effect. The all-new filter design captures air from the Extreme face, on the front of the air cleaner. The air then travels through the race inspired elbow followed by a straight shot into the throttle body. Designed to feed a large-displacement engine enough clean air that can support output of over 150hp. This air cleaner provides a stout increase in torque throughout the mid-range, as compared to other air cleaner designs. Water-resistant K&N oiled-cotton filter is washable and rechargeable using K&N Air Filter Care Service Kit P/N 99850-92T). Standard rain sock keeps water, dust and debris from contacting your air filter. Extra insurance when riding in the elements. 49-State U.S. EPA compliant.

Fits '24-later Center Cooled models (except FLXRST). Does not fit California models. All models require ECM calibration with Screamin' Eagle Pro Street Tuner for proper installation.

29400454 Black.

29400455 Chrome.

Also available: (not shown)

HEAVY BREATHER RAIN SOCK

Protect your exposed-element air cleaner during inclement weather with this Heavy Breather Rain Sock. The mesh cover stretches over the filter to repel moisture and the breathable cover does not significantly reduce air flow to the engine

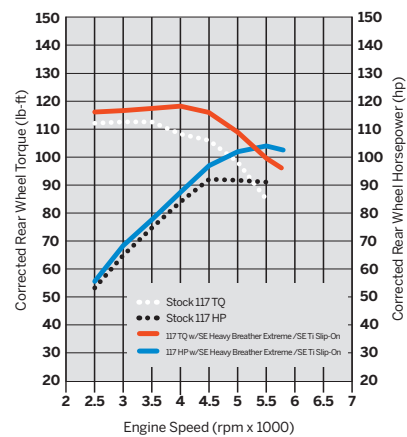
29400524

Fits '24-later FLTRXSTSE models equipped with the original-equipment air cleaner.

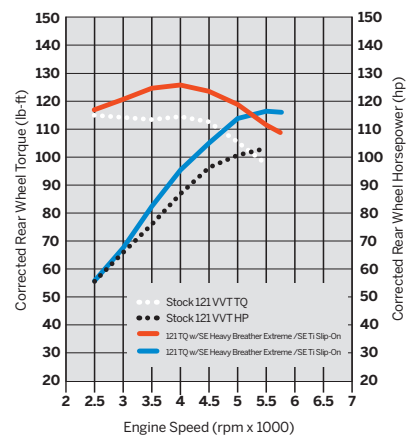


A. SCREAMIN' EAGLE® HEAVY BREATHER EXTREME AIR CLEANER – BLACK

Milwaukee-Eight® 117 Stock vs Stage I w/ SE Heavy Breather Extreme A/C and Titanium Mufflers on '23 FLTRX



Milwaukee-Eight 121 VVT Stock vs 121 VVT Stage I w/ SE Heavy Breather Extreme A/C and Titanium Mufflers on '23 FLTRXSE



A. SCREAMIN' EAGLE® HEAVY BREATHER EXTREME AIR CLEANER – CHROME

SCREAMIN' EAGLE® 13

Extreme Wedge

B. SCREAMIN' EAGLE® AIR CLEANER – EXTREME WEDGE

Screamin' Eagle® Extreme Flow Air Cleaner Kits allow free breathing and unobstructed airflow to your Milwaukee-Eight® engine. Your engine gets more air, and you can feel more power throughout the rev range. Extreme open-face design and K&N washable oiled-cotton filter for maximum air flow in the iconic performance style of the Milwaukee-Eight® Wedge shape. Designed to flow 22% more air than a traditional air cleaner and eliminates the air cleaner cover. Designed to feed a large displacement engine enough clean air that can support output of over 150hp. Standard rain sock keeps water, dust, and debris from contacting your air filter. Extra insurance when riding in the elements Save money over the long run. Wash and re-oil this filter instead of buying replacement filters using K&N Air Filter Care Service Kit P/N 99850-92T). 49-State U.S. EPA compliant..

Fits '24-later Center Cooled models (except FLXRST). Does not fit California models. All models require ECM calibration with Screamin' Eagle Pro Street Tuner for proper installation.

29400459 Black.

29400460 Chrome.

Fits '17-later Touring and Trike Models, and '18-'24 Softail models. Does not fit Center Cooled models. Does not fit California models. All models require ECM calibration with Screamin' Eagle Pro Street Tuner for proper installation.

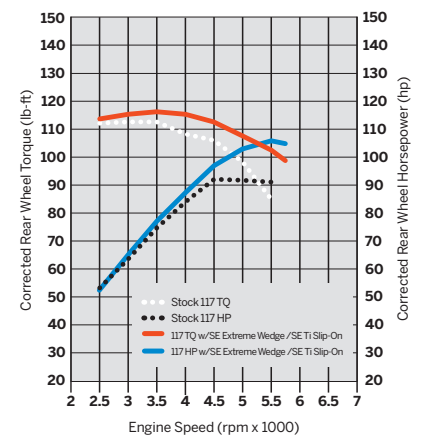
29400466 Black.

29400467 Chrome.

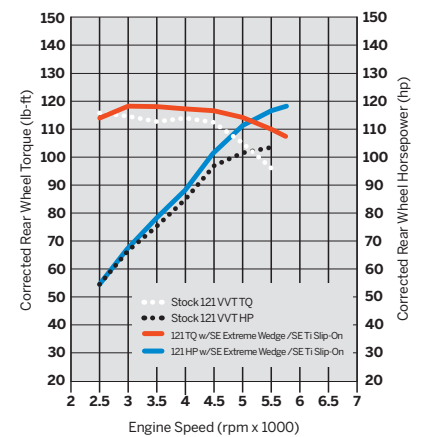


B. SCREAMIN' EAGLE® AIR CLEANER – EXTREME WEDGE – BLACK

Milwaukee-Eight® 117 Stock vs Stage I w/ SE Extreme Wedge A/C and Titanium Mufflers on '23 FLTRX



Milwaukee-Eight 121 VVT Stock vs 121 VVT Stage I w/ SE Extreme Wedge A/C and Titanium Mufflers on '23 FLTRXSE



B. SCREAMIN' EAGLE® AIR CLEANER – EXTREME WEDGE – CHROME

14 SCREAMIN' EAGLE®

Milwaukee-Eight® Stage I Upgrade

A. SCREAMIN' EAGLE® HEAVY BREATHER EXTREME AIR CLEANER

We've taken the iconic Screamin' Eagle® Heavy Breather Air Cleaner to the next level—an extreme performance level. Designed for maximum performance, this extra-large Screamin' Eagle Heavy Breather Extreme Air Filter flows 42% more air than a traditional Heavy Breather filter. Air moves smoothly through the filter due to an interior bell-shape feature and then travels through a unique round to oval transitioned tube to improve leg clearance while providing unobstructed air to the throttle body. At speeds over 60 mph, the filter captures air from the front, forcing the air through a smaller area to create a RAM air effect, while the long intake tube enhances torque beyond other Ventilator and Round High-Flow Filters for enhanced acceleration. Designed to feed a large displacement engine enough clean air that can support output of over 150hp. The cast aluminum intake tube and back plate are dressed in rich, gloss black or mirror-like chrome. The back plate features a Screamin' Eagle logo. Kit includes all required mounting hardware. Optional Rain Sock P/N 29400424 is available to protect the exposed element in inclement weather.

Fits '18-'24 Softail®, '17-later Touring (except models equipped with Fairing Lower and '23-later FLHXSE and FLTRXSE, '24-later FLHX, FLTRX, and FLTRXSTSE, and '25-later FLHXU). Also fits '17-later Freewheeler models. Does not fit models equipped with Fairing Lower Glove Boxes, Fairing Lower Speakers or Road Glide Fairing Spoilers. All models require ECM calibration with Screamin' Eagle Pro Street Tuner or dealership installed Screamin' Eagle calibration for proper installation. Pending approval for use in California on '21 models. Refer to H-D.com/shop for status. Does not fit Center Cooled models.


29400388 Chrome.

29400387 Gloss Black.

Fits California '18-22 Softail, '17-22 Touring (except models equipped with Fairing Lower) and '17-22 Freewheeler models. Does not fit models equipped with Fairing Lower Glove Boxes, Fairing Lower Speakers or Road Glide Fairing Spoilers. All models require ECM calibration with Screamin' Eagle Pro Street Tuner for proper installation.

29400477 Chrome.

29400476 Gloss Black.



A. SCREAMIN' EAGLE HEAVY BREATHER EXTREME AIR CLEANER – CHROME



A. SCREAMIN' EAGLE HEAVY BREATHER EXTREME AIR CLEANER – GLOSS BLACK



A. SCREAMIN' EAGLE HEAVY BREATHER EXTREME AIR CLEANER – CHROME



A. SCREAMIN' EAGLE HEAVY BREATHER EXTREME AIR CLEANER – GLOSS BLACK



B. SCREAMIN' EAGLE® HEAVY BREATHER ELITE AIR CLEANER - MILWAUKEE-EIGHT® ENGINE



B. SCREAMIN' EAGLE® HEAVY BREATHER ELITE AIR CLEANER - GLOSS BLACK



B. SCREAMIN' EAGLE® HEAVY BREATHER ELITE AIR CLEANER - CHROME

15 SCREAMIN' EAGLE®

Milwaukee-Eight® Stage I Upgrade

B. SCREAMIN' EAGLE® HEAVY BREATHER ELITE AIR CLEANER – MILWAUKEE-EIGHT® ENGINE

Take a deep breath. This Screamin' Eagle® Heavy Breather Elite picks up where the past generation Milwaukee-Eight® Heavy Breather left off with a 15% air flow improvement. Redesigned to support even more performance with engine builds pushing over 135hp. The iconic Heavy Breather Air Cleaner features a forward-facing oiled cotton filter element that flows large volumes of clean air into the engine. The short, low profile cast tube rams the charge directly into the throttle body with little turbulence for increased power and torque, and the intake tube mounts to a custom back plate that features integral breathers and covers the throttle body electronics for a finished look. The slanted compact filter adds an aggressive performance look, and it is shaped to allow installation on Touring bikes equipped with fairing lowers. This Elite version includes an integrated cover manufactured from forged aluminum and precision machined to further enhance the stylized performance look while exposing a majority of the filter to maximize airflow. Available in your choice of chrome or gloss black finish, the kit includes filter, cover, intake tube, custom back plate, and all mounting hardware.

Fits '18-'24 Softail models and '17-later Touring (except '23-later FLHXSE, FLTRXSE, '24-later FLHX, FLTRX and '25-later FLHXU) and Trike models. All models require ECM calibration with Screamin' Eagle Pro Street Tuner for proper installation. Does not fit on models equipped with fairing lower glove boxes or fairing lower speakers. Pending approval for use in California on '21-'22 models. Refer to H-D.com/shop for status.

29400406 Chrome.

29400407 Gloss Black.

Fits California '18-22 Softail® models and '17-22 Touring and Trike models only. All models require ECM calibration with Screamin' Eagle Pro Street Tuner for proper installation. Does not fit on models equipped with fairing lower glove boxes or fairing lower speakers.

29400480 Chrome.

29400481 Gloss Black.

Also available: SCREAMIN' EAGLE® HEAVY BREATHER ELITE AIR CLEANER - FILTER

K&N® replacement air filters are engineered to improve airflow for increased horsepower and quicker acceleration. K&N filters provide excellent filtration, and because they are washable and reusable, you can clean the filter whenever conditions demand. Designed as direct replacements for specified fitments.

29400405

Fits '18-'24 Softail and '17-later Touring (except '23-later FLHXSE, FLTRXSE, '24-later FLHX, FLTRX and '25-later FLHXU) and Trike models equipped with Heavy Breather Elite Air Cleaner P/N 29400406 or 29400407. Also fits models factory equipped with a Screamin' Eagle Heavy Breather Elite Air Cleaner.

Also available: HEAVY BREATHER ELITE RAIN SOCK

Protect your exposed-element air cleaner during inclement weather with this Screamin' Eagle Heavy Breather Rain Sock.

29400512A

Fits Milwaukee-Eight models equipped with the Screamin' Eagle Heavy Breather Elite Air Cleaner. Also fits '22-'23 FLHXST and FLTRXST, and '22-later FXLRs and FXLRST models that are factory equipped with the Heavy Breather Elite Air Cleaner.

Street legal and/or street compliant statements refer to product meeting 50-State emissions and noise standards in the United States.

The street legal and/or street compliant statements may not apply to markets outside of the United States.

Street legal and/or street compliant statements refer to products meeting EPA (49-State) and/or California (50-State) emissions and noise standards in the United States as specified.

The street legal and/or street compliant statements may not apply to markets outside of the United States.

16 SCREAMIN' EAGLE®

Milwaukee-Eight® Stage I Upgrade

A. SCREAMIN' EAGLE® VENTILATOR EXTREME AIR CLEANER



Let it breathe! The open-face filter design of the Screamin' Eagle® Ventilator Extreme Air Cleaner Kit flows 39% more air than a traditional perimeter high-flow filter. When combined with an additional 1/2" of air filter thickness and the smooth radius die-cast back plate, this open filter can feed a large displacement engine with an unobstructed flow of clean air that can support output of over 150hp. Kit includes a die-cast back plate, and open-face, water-resistant, washable oiled-cotton filter element and all required installation gaskets and hardware. Optional Rain Sock P/N 29400412 is available to protect the exposed element in extreme weather. Choice of either Gloss Black (P/N 61300994) or Chrome (P/N 61300993) Cover Kit required to complete installation.

Fits '18-'24 Softail® and '17-later Touring (except '23-later FLHXSE, FLTRXSE, '24-later FLHX, FLTRX and '25-later FLHXU) and Trike models. Requires Ventilator Extreme Air Cleaner Cover Kit P/N 61300993 or 61300994 to complete installation. All models require ECM calibration with Screamin' Eagle Pro Street Tuner for proper installation. pending approval for use in California on '21-'22 models. Refer to H-D.com/shop for status.

29400396 Chrome.

29400397 Gloss Black.

Fits California '18-22 Softail models and '17-22 Touring and Trike models only. All models require ECM calibration with Screamin Eagle Pro Street Tuner for proper installation.

29400478 Chrome.

29400479 Gloss Black.

B. SCREAMIN' EAGLE VENTILATOR EXTREME AIR CLEANER COVER

The Ventilator Extreme Air Cleaner Cover trims the face of the Screamin' Eagle Ventilator Extreme filter in style and features aggressive mounting lugs, polished stainless-steel custom ARP fasteners and an inset Screamin' Eagle medallion. The cast aluminum, rich gloss black cover wraps the leading edge of the filter element, covering the rubber gasket without restricting airflow. This Air Cleaner Cover is required to complete installation of the Ventilator Extreme Air Cleaner Kit P/N 29400396 & 29400397.

Fits Screamin' Eagle Ventilator Extreme Air Cleaner Kits P/N 29400396 and 29400397. Includes necessary ARP hardware. Also fits standard Ventilator Air Cleaner Kits P/N 29400298 and 29400299 with separate purchase of Extreme Ventilator Air Filter P/N 29400400.

61300993 Chrome.

61300994 Gloss Black.



A. SCREAMIN' EAGLE VENTILATOR EXTREME AIR CLEANER – CHROME (SHOWN WITH CHROME COVER P/N 61300993)



A. SCREAMIN' EAGLE VENTILATOR EXTREME AIR CLEANER – GLOSS BLACK (SHOWN WITH GLOSS BLACK COVER P/N 61300994)



B. SCREAMIN' EAGLE VENTILATOR EXTREME AIR CLEANER COVER – CHROME



B. SCREAMIN' EAGLE VENTILATOR EXTREME AIR CLEANER COVER – GLOSS BLACK



C. SCREAMIN' EAGLE AIR CLEANER RAIN SOCK



D. SCREAMIN' EAGLE VENTILATOR EXTREME K&N AIR FILTER ELEMENT



E. SCREAMIN' EAGLE VENTILATOR AIR CLEANER KIT – MILWAUKEE-EIGHT – CHROME



E. SCREAMIN' EAGLE VENTILATOR AIR CLEANER KIT – MILWAUKEE-EIGHT – GLOSS BLACK



E. SCREAMIN' EAGLE VENTILATOR AIR CLEANER KIT – MILWAUKEE-EIGHT – BLACK

SCREAMIN' EAGLE® 17

Milwaukee-Eight® Stage I Upgrade

C. SCREAMIN' EAGLE AIR CLEANER RAIN SOCK

Protect your exposed-element air cleaner during inclement weather. This mesh cover stretches over the filter to repel moisture that could damage the filter and be drawn into the engine. The breathable cover does not significantly reduce air flow to the engine.

29400412

Fits Screamin' Eagle Ventilator Extreme Air Cleaner Kits.

D. SCREAMIN' EAGLE VENTILATOR EXTREME K&N® AIR FILTER ELEMENT

K&N® replacement air filters are engineered to improve airflow for increased horsepower and quicker acceleration. The Screamin' Eagle Extreme Ventilator K&N Air Filter Element is a replacement filter designed specifically for Screamin' Eagle Extreme Ventilator Air Cleaners. This replacement filter provides excellent filtration and because they are washable and reusable, you can clean the filter whenever conditions demand.

29400400

Fits Screamin' Eagle Ventilator and Ventilator Extreme Air Cleaner Kits. Requires Ventilator Extreme Air Cleaner Cover Kit P/N 61300993 or 61300994 to complete installation.

Does not fit '23-later FLHXSE, FLTRXSE, '24-later FLHX and FLTRX models.

E. SCREAMIN' EAGLE® VENTILATOR AIR CLEANER KIT – MILWAUKEE-EIGHT® ENGINE



This low-profile oval air cleaner features an exposed filter element and a cast back plate designed to provide maximum airflow to the throttle body. This easy-to-install air cleaner produces significant performance gains, while the stylish cover is tapered for added leg clearance. This complete kit includes low-profile air cleaner cover, high-flow filter element, cast aluminum back plate, diamond-cut Screamin' Eagle® medallion and all required installation hardware. Protective Rain Sock is included. 50-State U.S. EPA compliant.

Fits '18-'24 Softail® and '17-later Touring (except '23-later FLHXSE, FLTRXSE, '24-later FLHX, FLTRX and '25-later FLHXU) and Trike models. All models require ECM calibration with Screamin' Eagle Pro Street Tuner for proper installation. ECE compliant on '17-later CVO™ Touring models. Pending approval for use in California on '21-'22 models. Refer to H-D.com/shop for status.

29400299 Chrome.

29400298 Gloss Black.

Street legal and/or street compliant statements refer to product meeting 50-State emissions and noise standards in the United States.

The street legal and/or street compliant statements may not apply to markets outside of the United States.

Street legal and/or street compliant statements refer to product meeting 50-State emissions and noise standards in the United States.

The street legal and/or street compliant statements may not apply to markets outside of the United States.

18 SCREAMIN' EAGLE®

Extreme-Flow Round Air Cleaner Trim

A. SCREAMIN' EAGLE® EXTREME AIR CLEANER – CIRCLE

Screamin' Eagle® Extreme Flow Air Cleaner Kits allow free breathing and unobstructed airflow to your Milwaukee-Eight® engine. Your engine gets more air, and you can feel more power throughout the rev range. With extreme open-face design and K&N® washable oiled-cotton filter for maximum air flow in the iconic performance style of a classic center-bolt filter shape. Designed to flow 20% more air than the Original Equipment air cleaner and eliminates the air cleaner cover. It is designed to feed a large displacement engine enough clean air that can support output of over 150hp. The standard rain sock keeps water, dust, and debris from contacting your air filter, for extra insurance when riding in the elements. Save money over the long run-wash and re-oil this filter instead of buying replacement filters. The air cleaner includes the gloss-black finished die-cast back plate, an open-face washable oiled-cotton filter element, and all required installation gaskets and hardware. All models require ECM calibration with Screamin' Eagle Pro Street Tuner for proper installation. The air cleaner is 49-state U.S. EPA compliant. Screamin' Eagle products are not available for sale and are not street legal in all countries. Please contact your local dealer for more information.

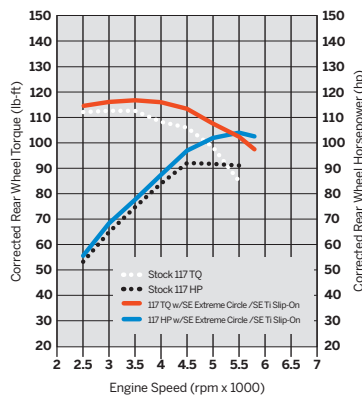
29400488

Fits '23-later FLHXSE and FLTRXSE, and '24-later Center Cooled models. Does not fit California models. All models require ECM calibration with Screamin' Eagle Pro Street Tuner for proper installation.

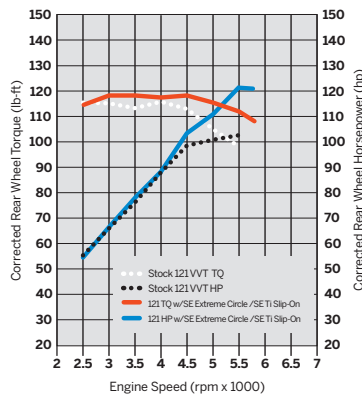


A. SCREAMIN' EAGLE EXTREME AIR CLEANER – CIRCLE

Milwaukee-Eight 117 Stock vs Stage I w/ SE Extreme Circle A/C and Titanium Mufflers on '23 FLTRX



Milwaukee-Eight 121 VVT Stock vs 121 VVT Stage I w/ SE Extreme Circle A/C and Titanium Mufflers on '23 FLTRXSE



B. SCREAMIN' EAGLE EXTREME CENTER-BOLT INTAKE COVER

Add some performance style to your Screamin' Eagle Extreme Circle Air Cleaner with this five-spoke cast aluminum cover. The die cast air cleaner cover with stepped machining inside five-spoke design is in a Brilliant Chrome finish.

Fits models powered by Milwaukee-Eight® engine equipped with Screamin' Eagle Center-Bolt Round Extreme-Flow Air Cleaners.

61301362 Black.

61301363 Chrome.



B. SCREAMIN' EAGLE EXTREME CENTER-BOLT INTAKE COVER – BLACK



B. SCREAMIN' EAGLE EXTREME CENTER-BOLT INTAKE COVER – CHROME

19 SCREAMIN' EAGLE®

High-Flow Round Air Cleaner Trim

C. SCREAMIN' EAGLE® HIGH-FLOW AIR FILTER & AIR CLEANER TRIM

Never throw away another air filter. This washable and reusable performance air filter is specifically designed for increased air flow. Remove the miles of collected dust, dirt, and debris from the filter to reuse it trip after trip. It is factory engineered to be a perfect replacement and upgrade over the Original Equipment air filter. This air filter provides 36% more air flow to the engine than the Original Equipment filter to allow the engine to breathe in nearly all types of riding conditions. It provides a 22% pleated surface area increase as compared to the Original Equipment filter. It is washable and reusable --simply clean, dry and re-oil and realize savings on the cost of replacement filters. The kit includes a Screamin' Eagle air cleaner face plate. Screamin' Eagle® products are not available for sale and are not street legal in all countries. Please contact your local dealer for more information.

29400494

Fits '24-later FLHX and FLTRX and '25-later FLFB and FXBR models. Does not fit California models.



C. SCREAMIN' EAGLE HIGH-FLOW AIR FILTER & AIR CLEANER TRIM

D. SCREAMIN' EAGLE EXTREME-FLOW AIR FILTER & AIR CLEANER TRIM

Never throw away another air filter. This washable and reusable performance air filter is specifically designed for increased air flow. Remove the miles of collected dust, dirt, and debris from the filter to reuse it trip after trip. It is factory engineered to be a perfect replacement and upgrade over the Original Equipment air filter. This air filter provides 25% more air flow to the engine than the Original Equipment filter to allow the engine to breathe in nearly all types of riding conditions. The extreme filter face provides an 8% pleated surface area increase as compared to the Original Equipment filter. It is washable and reusable --simply clean, dry and re-oil and realize savings on the cost of replacement filters. The kit includes a Screamin' Eagle air cleaner face plate. Screamin' Eagle products are not available for sale and are not street legal in all countries. Please contact your local dealer for more information.

29400495

Fits '23-later FLHXSE and FLTRXSE models. Does not fit California models.



D. SCREAMIN' EAGLE EXTREME-FLOW AIR FILTER & AIR CLEANER TRIM

E. SCREAMIN' EAGLE HIGH-FLOW AIR FILTER & AIR CLEANER TRIM

Never throw away another air filter. This washable and reusable performance air filter is specifically designed for increased air flow. Remove the miles of collected dust, dirt, and debris from the filter to reuse it trip after trip. It is factory engineered to be a perfect replacement and upgrade over the Original Equipment air filter. The air filter provides 25% more air flow to the engine than the Original Equipment filter to allow the engine to breathe in nearly all types of riding conditions. It provides a 6% pleated surface area increase as compared to the Original Equipment filter. It is washable and reusable--simply clean, dry and re-oil and realize savings on the cost of replacement filters. The kit includes a Screamin' Eagle air cleaner face plate. Screamin' Eagle products are not available for sale and are not street legal in all countries. Please contact your local dealer for more information.

29400499

Fits '24-later FLTRXSTSE models. Does not fit California models.



E. SCREAMIN' EAGLE HIGH-FLOW AIR FILTER & AIR CLEANER TRIM

20 SCREAMIN' EAGLE®

Milwaukee-Eight® Stage I Upgrade

A. SCREAMIN' EAGLE® ROUND EXTREME-FLOW AIR CLEANER – CENTER BOLT

Kit includes the gloss-black finished die-cast back plate with laser-engraved logo, an open-face washable oiled-cotton filter element, and all required installation gaskets and hardware. 50-State U.S. EPA compliant (except FL5B).

29400357 Extreme Open-Face Filter. Fits '18-'24 Softail and '17-later Touring (except '23-later FLHXSE and FLTRXSE, '24-later FLHX, FLTRX, and FLTRXSTSE, and '25-later FLHXU) and Trike models. '17-later Touring and Trike models require separate purchase of accessory round air cleaner cover or trim. Not compatible with air cleaner cover on CVO Touring models. All models require ECM calibration with Screamin' Eagle Pro Street Tuner or dealership installed Screamin' Eagle calibration for proper installation. Pending approval for use in California on '21 models. Refer to H-D.com/shop for status. Does not fit Center Cooled models.

29400475 Fits California '18-22 Softail and '17-22 Touring and Trike models. '17-22 Touring and Trike models require separate purchase of accessory round air cleaner cover or trim. Not compatible with air cleaner cover on CVO Touring models. All models require ECM calibration with Screamin' Eagle Pro Street Tuner for proper installation.

B. SCREAMIN' EAGLE ROUND HIGH-FLOW AIR CLEANER – CENTER BOLT

This kit includes air cleaner element, gloss black back plate with laser-engraved Screaming Eagle logo, breather and all required hardware. Optional Rain Sock P/N 29400363 is available to protect the exposed element in inclement weather. 50-State U.S. EPA compliant.

29400355 Fits '18-'24 Softail and '17-later Touring (except '23-later FLHXSE and FLTRXSE, '24-later FLHX, FLTRX, and FLTRXSTSE, and '25-later FLHXU) and Trike models. '17-later Touring and Trike models require separate purchase of accessory round air cleaner cover or trim. Not compatible with air cleaner cover on CVO Touring models. All models require ECM calibration with Screamin' Eagle Pro Street Tuner or dealership installed Screamin' Eagle calibration for proper installation. Pending approval for use in California on '21 models. Refer to H-D.com/shop for status. Does not fit Center Cooled models.

29400473 Fits California '18-22 Softail® and '17-22 Touring and Trike models. '17-22 Touring and Trike models require separate purchase of accessory round air cleaner cover or trim. Not compatible with air cleaner cover on CVO™ Touring models. All models require ECM calibration with Screamin' Eagle® Pro Street Tuner for proper installation.

C. SCREAMIN' EAGLE ROUND HIGH-FLOW AIR CLEANER – PERIMETER BOLT


The kit includes the gloss-black finished die-cast back plate, a perimeter-flow washable oiled-cotton filter element, all required installation gaskets and hardware and a laser-engraved Screamin' Eagle logo to finish the look. 50 State U.S. EPA compliant.

29400356 Fits '18-'24 Softail and '17-later Touring (except '23-later FLHXSE and FLTRXSE, '24-later FLHX, FLTRX, and FLTRXSTSE, and '25-later FLHXU) and Trike models. '17-later Touring and Trike models require separate purchase of accessory round air cleaner cover or trim. Not compatible with air cleaner cover on CVO Touring models. All models require ECM calibration with Screamin' Eagle Pro Street Tuner or dealership installed Screamin' Eagle calibration for proper installation. Pending approval for use in California on '21 models. Refer to H-D.com/shop for status. Does not fit Center Cooled models.

29400474 Fits California '18-22 Softail® and '17-22 Touring and Trike models. '17-22 Touring and Trike models require separate purchase of accessory round air cleaner cover or trim. Not compatible with air cleaner cover on CVO™ Touring models. All models require ECM calibration with Screamin' Eagle® Pro Street Tuner for proper installation.





AIR CLEANER FILTER ELEMENT COMPARISON




A. SCREAMIN' EAGLE ROUND EXTREME-FLOW AIR CLEANER – CENTER BOLT



B. SCREAMIN' EAGLE ROUND HIGH-FLOW AIR CLEANER – CENTER BOLT



C. SCREAMIN' EAGLE ROUND HIGH-FLOW AIR CLEANER – PERIMETER BOLT




D. SCREAMIN' EAGLE ROUND AIR CLEANER COVER – RATCHET



E. SCREAMIN' EAGLE ROUND AIR CLEANER COVER – CALIBRE



F. AIR CLEANER TRIM KITS – DARK CUSTOM



F. AIR CLEANER TRIM KITS – #1 SKULL



F. AIR CLEANER TRIM KITS – WILLIE G SKULL – CHROME



F. AIR CLEANER TRIM KITS – WILLIE G SKULL – BLACK



F. AIR CLEANER TRIM KITS – AIRFLOW



F. AIR CLEANER TRIM KITS – LIVE TO RIDE

SCREAMIN' EAGLE® 21

High-Flow Round Air Cleaner Covers

D. SCREAMIN' EAGLE® ROUND AIR CLEANER COVER – RATCHET

The Ratchet Air Cleaner Cover trims the face of the Screamin' Eagle® Round Air Cleaner filter in style. Ideal for use with Extreme open face filters, the forged aluminum cover wraps the leading edge of the filter element, covering the rubber gasket without restricting the airflow. The Ratchet Cover is finished in rich black, and features a center bar with Screamin' Eagle script and a lugged outer ring. The kit includes a black filler plate to cover the unfinished face of standard High Flow filter for a clean blacked-out appearance.

61300845 Fits '18-later Softail® and '17-later Touring and Trike models equipped with Screamin' Eagle round High Flow Air Cleaner.

E. SCREAMIN' EAGLE ROUND AIR CLEANER COVER – CALIBRE

The unique open slot design of the Calibre Air Cleaner Cover maximizes style without compromising performance. Ideal for use with Extreme open face filters, the forged aluminum cover wraps the leading edge of the filter element, covering the rubber gasket without restricting the airflow. The gloss black Calibre Cover features 3 radiused slots cut into the face and a Screamin' Eagle logo prominently on display. The kit includes a black filler plate to cover the unfinished face of standard High Flow filter for a clean blacked-out appearance.

61300846 Fits '18-later Softail and '17-later Touring and Trike models equipped with Screamin' Eagle round High Flow Air Cleaner.

F. AIR CLEANER TRIM KITS

The perfect blend of performance and style. Available in a wide variety of styles, this bolt-on Air Cleaner Trim is sized to cover the face of most Screamin' Eagle Round High-Flow Air Cleaners. You can continue the look of your custom collection while maximizing air flow to the engine. Model-specific rain socks are available to protect the open element during inclement weather.

Fits Evolution® 1340 models, '99-'08 Dyna®, '00-'15 Softail (except FLS, FLSS, FLSTSB, and FXS) and '99-'13 Touring and Trike models equipped with oval-shaped Original Equipment air cleaner cover. Also fits models equipped with Screamin' Eagle Round High-Flow Air Cleaner Kits with separate purchase of Rain Sock Kit P/N 28728-10 or Air Cleaner Trim Installation Kit P/N 12400158.

61300057	Dark Custom™ Collection.
27956-10	Number One Skull Collection.
29400366	Willie G Skull – Black.
29417-04	Willie G Skull – Chrome.
61400323	Airflow Collection.
29328-99	Live To Ride Collection – Gold.

Also available: (not shown)
SCREAMIN' EAGLE AIR CLEANER RAIN SOCK
Protect your exposed-element air cleaner during inclement weather. This mesh cover stretches over the filter to repel moisture that could damage the filter and be drawn into the engine. The breathable cover does not significantly reduce air flow to the engine.

29400363 For Round High-Flow Filter. Fits '18-later Softail and '17-later Touring and Trike models equipped with Screamin' Eagle High-Flow Air Cleaners with round perimeter flow air cleaner element.

29493-05A For Heavy Breather Filter. Fits models equipped with Screamin' Eagle Heavy Breather Air Cleaner Kits (except Compact Heavy Breather P/N 28716-10, Heavy Breather Elite P/N 29400173, 29400172 or 29400285, and Milwaukee-Eight® Heavy Breather P/N 29400263 or 29400264).

Street legal and/or street compliant statements refer to product meeting 50-State emissions and noise standards in the United States.

The street legal and/or street compliant statements may not apply to markets outside of the United States.

Street legal and/or street compliant statements refer to product meeting 50-State emissions and noise standards in the United States.

The street legal and/or street compliant statements may not apply to markets outside of the United States.

22 SCREAMIN' EAGLE®

Round Air Cleaner Covers

A. AIR CLEANER TRIM – BRUSHED ALUMINUM

Show off your Milwaukee-Eight® engine's displacement with pride. Available for 107- and 114-cubic-inch engines, this brushed aluminum and black trim is the perfect complement to chrome or black engine finishes. This easy-to-install self-adhesive formed aluminum trim fits perfectly into the recessed face of the Softail models Original Equipment perimeter bolt air cleaner cover.

61300788 107 Logo.
Fits '18-later FLFB, FL5B, FXBB, FXBR and FXFB models with Original Equipment perimeter bolt air cleaner cover.

B. AIR CLEANER COVER – GLOSS BLACK

Complete the blacked-out look. Original Equipment on the FLSS model, this Gloss Black Air Cleaner Cover adds a sinister touch without changing the signature profile of your late model Twin Cam motor.

61300536
Fits '16-'17 Softail (except FLSTFBS) and '14-'16 Touring and Trike models (except CVO™) with Original Equipment Air Cleaner or models equipped with Screamin' Eagle Round High-Flow Air Cleaner P/N 29400233 or 29400234.

C. SCREAMIN' EAGLE® VENTILATOR ELITE AIR CLEANER COVER

Add a luxurious finishing touch to your Ventilator Air Cleaner. Designed as a direct replacement for the Screamin' Eagle® and CVO™ Ventilator Air Cleaners, this easy-to-install cover features a sleek center bar design surrounded with carbon fiber inserts. Kit includes low-profile cover, diamond-cut Screamin' Eagle medallion and chrome mounting hardware.

Fits '10-'17 Dyna®, '09-'16 Softail®, '09-'16 Touring and Trike models equipped with Ventilator Air Cleaner Kits. Also fits Dyna HO103 and CVO™ models with Original Equipment Ventilator Air Cleaner.

61300516 Chrome.
61300517 Gloss Black.



A. AIR CLEANER TRIM – BRUSHED ALUMINUM



B. AIR CLEANER COVER – GLOSS BLACK



C. SCREAMIN' EAGLE VENTILATOR ELITE AIR CLEANER COVER – CHROME



C. SCREAMIN' EAGLE VENTILATOR ELITE AIR CLEANER COVER – GLOSS BLACK



D. SCREAMIN' EAGLE WEDGE HIGH-FLOW AIR CLEANER



D. SCREAMIN' EAGLE WEDGE HIGH-FLOW AIR CLEANER – CHROME



D. SCREAMIN' EAGLE WEDGE HIGH-FLOW AIR CLEANER – BLACK



E. MILWAUKEE-EIGHT ENGINE AIR CLEANER COVER – GLOSS BLACK

SCREAMIN' EAGLE® 23

Milwaukee-Eight® Stage I Upgrade

D. SCREAMIN' EAGLE® WEDGE HIGH-FLOW AIR CLEANER

Screamin' Eagle® High-Flow Air Cleaner Kits allow free breathing and unobstructed airflow to your Milwaukee-Eight® engine—while maintaining a subtle Original Equipment look. These kits feature a die-cast back plate sized to provide an open-element function that permits airflow around the entire perimeter of the air cleaner and through the ram air opening at the front. Your engine gets more air, and you feel more power throughout the rev range. Kit includes the die-cast back plate, a high-flow oiled-cotton filter element, all required installation gaskets and hardware and a diamond-cut Screamin' Eagle medallion to finish the look. Kits are available with your choice of chrome or textured black back plate to match your customizing style. 50-State U.S. EPA compliant.

Fits '17-later Touring (except '24-later FLHX, FLTRX and '25-later FLHXSE, FLHXU, FLTRXSE and FLTRXSTSE) and Trike models equipped with wedge style air cleaner. Not compatible with air cleaner cover on CVO™ Touring models. All models require ECM calibration with Screamin' Eagle Pro Street Tuner for proper installation. ECE compliant on '17-later CVO Touring models. Pending approval for use in California on '21-'22 models. Refer to H-D.com/shop for status.

29400246A Chrome.

29400245A Black.

Fits California '17-22 Touring and Trike models. Not compatible with air cleaner cover on CVO™ Touring models. All models require ECM calibration with Screamin' Eagle® Pro Street Tuner for proper installation.

29400472 Chrome.

29400471 Gloss Black.

Also available:

SCREAMIN' EAGLE AIR CLEANER MEDALLION – MILWAUKEE-EIGHT®

Dress your factory air cleaner cover with a diamond-cut Screamin' Eagle medallion. Lock patch holds the medallion firmly in place and is easy to remove for access to the air cleaner hardware.

61300762

Fits '17-later Touring and Trike models equipped with Original Equipment wedge air cleaner cover. Does not fit CVO models.

E. MILWAUKEE-EIGHT® ENGINE AIR CLEANER COVER – GLOSS BLACK

Complete the blacked-out look. This Gloss Black Air Cleaner Cover adds a sinister touch without changing the signature profile of your Milwaukee-Eight engine.

61300828

Fits '17-later Touring (except CVO) and Trike models with Original Equipment wedge style air cleaner or Screamin' Eagle Wedge High-Flow Air Cleaner.

Street legal and/or street compliant statements refer to product meeting 50-State emissions and noise standards in the United States.

The street legal and/or street compliant statements may not apply to markets outside of the United States.

Street legal and/or street compliant statements refer to product meeting 50-State emissions and noise standards in the United States.

The street legal and/or street compliant statements may not apply to markets outside of the United States.

24 SCREAMIN' EAGLE®

Milwaukee-Eight® Stage I Upgrade

A. SCREAMIN' EAGLE® EXTREME FLOW TITANIUM SLIP-ON MUFFLER

Realize a significant weight reduction and a deeper, more robust exhaust tone with this Screamin' Eagle® Extreme Flow Titanium muffler, designed specifically to fit on '25-later Softail models. The Titanium muffler body construction with Forged Carbon Fiber end cap reduces overall weight by 20% compared to the Original Equipment exhaust. Matte black finish with laser etched Screamin' Eagle® logo. 49-state U.S. EPA compliant. Screamin' Eagle products are not available for sale and are not street legal in all countries - Please contact your local dealer for more information.

Fits '25-Later FXBB, FXLRS, FXLRST and FLHC models. All models require ECM calibration with Screamin' Eagle® Pro Street Tuner for proper installation.

64901405

B. SCREAMIN' EAGLE HIGH-FLOW EXHAUST SYSTEM – SOFTAIL® MODELS

The Screamin' Eagle® High-Flow Exhaust for Softail® models provides bolt-on performance by reducing the catalyst restrictions and improving exhaust flow. This High-Flow Exhaust is optimized for use with the Screamin' Eagle 128/131 Stage IV Kits or 131 Crate Engine equipped for Softail models with Milwaukee-Eight® engine. Maximize the horsepower and torque of your performance build when your bike needs it most, all while reducing the weight of your exhaust system by over 20 percent. Offered in durable Satin Black or Stainless finishes to complement your customization journey. Go ahead, let it rip!

- Replaces the stock head pipe and mufflers with large diameter, free-flowing head pipes and matching muffler.
- Mandrel-bent and TIG welded stainless steel headers are meticulously assembled with race shop precision for perfect fitment on your motorcycle.
- Maintains flat torque curve from cruising RPM to redline.
- 2-into-1 full exhaust system reduces weight and provides serious performance look.
- Pre-tapped for stock or wide-band O2 sensors for easy, emissions-compliant installation.
- Dial system to motorcycle by using the Screamin' Eagle Street Performance Tuner to tune ECM specifically to match performance upgrades.

49-State U.S. EPA Compliant on select '18-later Softail models. Refer to www.H-D.com/Shop for status.

Fits '18-'24 Softail models (except FXDRS, FLFB, FLFBS, FXBR, and FXBRS). Compliant 49-State, Canada, Australia, and New Zealand. Also fits '18-20 Softail models sold in Mexico. Does not fit California models.


64900829 Stainless.



A. SCREAMIN' EAGLE EXTREME FLOW TITANIUM SLIP-ON MUFFLER



B. SCREAMIN' EAGLE® SOFTAIL® MODEL HIGH-FLOW EXHAUST SYSTEM – SOFTAIL MODELS, STAINLESS



B. SCREAMIN' EAGLE® SOFTAIL® MODEL HIGH-FLOW EXHAUST SYSTEM – SOFTAIL MODELS, STAINLESS

NOTE: There is no warranty on exhaust pipes and mufflers with regard to any discoloration. Blueing is caused by tuning characteristics, cam timing, carburetor jetting, over-heating, etc. and is not caused by defective manufacturing.

Street legal and/or street compliant statements refer to product meeting 50-State emissions and noise standards in the United States.

The street legal and/or street compliant statements may not apply to markets outside of the United States.



C. SCREAMIN' EAGLE STREET CANNON MUFFLERS – CHROME, SHORT (SHOWN ON SOFTAIL DELUXE MODEL)



C. SCREAMIN' EAGLE STREET CANNON MUFFLERS – CHROME, LONG (SHOWN ON FAT BOY MODEL)



D. STANDARD CHROME MUFFLER END CAPS (INCLUDED WITH STREET CANNON MUFFLERS)



D. SCREAMIN' EAGLE SATIN BLACK MUFFLER END CAPS

SCREAMIN' EAGLE® 25

Milwaukee-Eight® Stage I Upgrade

C. SCREAMIN' EAGLE® STREET CANNON MUFFLERS – CHROME

Call attention to your ride without calling attention to your ride. Tuned to provide a deep bass exhaust note and great rumble throughout the RPM range, these 3.5" Street Cannon mufflers deliver the famous Harley sound while preserving the peace with your neighbors. You get a nice bark when you get on the throttle, and a deep mellow tone when cruising at constant speed. The tuned baffles work with the internal high-flow catalyst to strike the perfect balance required to deliver performance that you can feel in your gut. The large 3.5" diameter Street Cannons provide free flow of exhaust gases with just the right amount of back pressure for a smooth-running ride. Mufflers include matching chrome end caps with subtle engraved Screamin' Eagle logo. Looking to black out your ride? Optional satin black wrap-around muffler shields and end caps are available to complete the look.

64900636 Short – Domestic. Fits '18-'24 FLDE, FLHC and FLHCS models. Includes chrome muffler end caps. Installation requires separate purchase of Muffler Clamps P/N 65900012 (Qty 2) and Exhaust Gaskets P/N 65900017 (Qty 2). All models require ECM calibration with Screamin' Eagle Pro Street Tuner (sold separately). Pending approval for use in California on '21-'22 models. Refer to H-D.com/shop for status.

64900690 Long – Domestic. Fits '18-'24 FLFB, FLFBS, FLFL, FXBB, FXBBS, FXBR, FXBRS, FXLR, FXLRS, FXLRST and FXST models. Includes chrome muffler end caps. Installation requires separate purchase of Muffler Clamps P/N 65900012 (Qty 2) and Exhaust Gaskets P/N 65900017 (Qty 2). All models require ECM calibration with Screamin' Eagle Pro Street Tuner (sold separately). Pending approval for use in California on '21-'22 models. Refer to H-D.com/shop for status.

D. MUFFLER END CAPS – 3.5" SATIN BLACK

These easy-to-install caps allow you to finish your Softail® 3.5" Screamin' Eagle Street Cannon mufflers your way. Sold in pairs these Satin Black end caps feature a subtle engraved Screamin' Eagle script for a clean look. Installation hardware included.

65100153 Fits '18-'24 Softail models equipped with Screamin' Eagle Street Cannon Mufflers P/N 64900636, 64900638, 64900690 or 64900691.

NOTE: There is no warranty on exhaust pipes and mufflers with regard to any discoloration. Blueing is caused by tuning characteristics, cam timing, carburetor jetting, over-heating, etc. and is not caused by defective manufacturing.

Street legal and/or street compliant statements refer to product meeting 50-State emissions and noise standards in the United States.

The street legal and/or street compliant statements may not apply to markets outside of the United States.

26 SCREAMIN' EAGLE®

Milwaukee-Eight® Stage I Upgrade

A. SCREAMIN' EAGLE® STREET CANNON MUFFLERS – SPORT GLIDE® MODELS

Tuned to provide a deep bass exhaust note and great rumble throughout the RPM range, this 4.5" Street Cannon muffler delivers the famous Harley sound while preserving the peace with your neighbors. You get a nice bark when you get on the throttle, and a deep mellow tone when cruising at constant speed. The tuned baffle works with the internal high-flow catalyst to strike the perfect balance required to deliver performance that you can feel in your gut. The large 4.5" diameter Street Cannon provides free flow of exhaust gases with just the right amount of back pressure for a smooth-running ride and can be fitted with a wide variety of styled muffler end caps to provide the perfect finishing touch. Requires choice of chrome or satin black muffler shield with laser etched logo.

Designed for International markets that require ECE certified mufflers. Fits '21-'24 FLSB models. Installation requires separate purchase of Muffler Shield, Muffler End Cap, Muffler Clamp P/N 65900007 (Qty 1) and Muffler Gasket P/N 65900040 (Qty 1).

64901190 Chrome,
64901191 Black,

Shown with: MUFFLER SHIELD

Styled to hug the lines of the uniquely shaped stepped muffler design of the Screamin' Eagle Street Cannon for Sport Glide® models. Offered in both chrome and satin black and feature a subtle engraved Screamin' Eagle script for a clean look.

Fits '18-'24 FLSB models equipped with Screamin' Eagle Street Cannon Mufflers P/Ns 64900752, 64900754, 64900756, 64900758.

65400466 Chrome,
65400468 Black.

B. MUFFLER END CAPS – 4.5"

Fits '18-'24 FLSB and '17-later Touring models equipped with 4.5" Screamin' Eagle Street Cannon Mufflers. Does not fit CVO™ Touring mufflers. Sold Individually.

- 65100165** Slash Cut – Chrome.
- 65100166** Slash Cut – Black.
- 65100216** Empire – Chrome.
- 65100217** Empire – Black.
- 65100218** Empire – Machine Cut.
- 65100161** Two-Piece – Black.

NOTE: There is no warranty on exhaust pipes and mufflers with regard to any discoloration. Blueing is caused by tuning characteristics, cam timing, carburetor jetting, over-heating, etc. and is not caused by defective manufacturing.

Street legal and/or street compliant statements refer to product meeting 50-State emissions and noise standards in the United States.

The street legal and/or street compliant statements may not apply to markets outside of the United States.



A. SCREAMIN' EAGLE STREET CANNON MUFFLERS – SPORT GLIDE MODELS, BLACK (SHOWN WITH BLACK MUFFLER SHIELD)



A. SCREAMIN' EAGLE STREET CANNON MUFFLERS – SPORT GLIDE MODELS, CHROME (SHOWN WITH CHROME MUFFLER SHIELD)



B. MUFFLER END CAPS



C. SATIN BLACK MUFFLER SHIELDS – SHORT (SHOWN ON FLHC MODEL WITH SATIN BLACK EXHAUST SHIELDS)



D. SATIN BLACK EXHAUST SHIELD KITS



D. SATIN BLACK EXHAUST SHIELD KIT



D. SATIN BLACK COLLECTOR SHIELD – FAT BOB MODELS

SCREAMIN' EAGLE® 27

Milwaukee-Eight® Stage I Upgrade

C. SATIN BLACK MUFFLER SHIELDS

Complete the blacked-out look. These rich satin-black shields wrap the chrome Street Cannon mufflers and complete the conversion to a sinister look. Styled to hug the lines of the mufflers, the blunt-cut shields are sized to expose the muffler end cap for a custom touch. Easy-to-install kit includes front and rear shields and black mounting clamps.

65400457 Short Shields.
Fits '18-'24 FLDE, FLHC and FLHCS models equipped with Screamin' Eagle® Street Cannon Mufflers P/N 64900636 or 64900638.

65400461 Long Shields.
Fits '18-'24 FLFB, FLFBS, FLSL, FXBB, FXBBS, FXBR, FXBRS, FXLR, FXLRS, FXLRST and FXST models equipped with Screamin' Eagle® Street Cannon Mufflers P/N 64900690 or 64900691.

D. SATIN BLACK EXHAUST SHIELD KIT

Extend the custom look along the bike's entire profile. These formed steel exhaust shields are available in a unique satin black ceramic finish that complements black Screamin' Eagle Street Cannon Muffler Shields. This exhaust shield kit has survived stringent Harley-Davidson testing for durability and corrosion resistance. Manufactured to Original Equipment standards for exact fit, the easy-to-install kit includes front and rear head pipe shields.

65400458
Fits '18-'24 FLDE, FLHC and FLHCS models.

65400460
Fits '18-'24 FLFB, FLFBS, FXBR and FXBRS models.

65400472
Fits '18-'24 FLSB, FXFB, FXFBS and '19-'20 FXDRS models.

65400480
Fits '18-'24 FLSB models.

65400481 Collector Shield.
Fits '18-'24 FXFB and FXFBS models.

NOTE: There is no warranty on exhaust pipes and mufflers with regard to any discoloration. Blueing is caused by tuning characteristics, cam timing, carburetor jetting, over-heating, etc. and is not caused by defective manufacturing.

Street legal and/or street compliant statements refer to product meeting 50-State emissions and noise standards in the United States.

The street legal and/or street compliant statements may not apply to markets outside of the United States.

28 SCREAMIN' EAGLE®

Milwaukee-Eight® Stage I Upgrade

A. SCREAMIN' EAGLE® EXTREME FLOW TITANIUM SLIP-ON MUFFLERS

Realize a significant weight reduction and a deep, sporty exhaust tone with these Screamin' Eagle® Extreme Street Cannon mufflers, designed specifically to fit on '17-later Touring models. These mufflers weigh 10% less than the Original Equipment (CVO) 4.5" mufflers. The oval shape maintains the Original Equipment lean angle. The titanium mufflers and Forged Carbon Fiber end caps are both lightweight and durable. They have a matte black finish with laser etched Screamin' Eagle logo and complement other lightweight Forged Carbon Fiber accessories. The mufflers are 49-state U.S. EPA compliant. Screamin' Eagle products are not available for sale and are not street legal in all countries. Please contact your local dealer for more information.

64901365

Fits '17-later Touring models. Does not fit Trike or California models. All models require ECM calibration with Screamin' Eagle Pro Street Tuner for proper installation.

B. SCREAMIN' EAGLE® STREET CANNON PERFORMANCE SLIP-ON MUFFLERS – 4.5"

Dialed in to enhance the performance of the Milwaukee-Eight® engine, these slip-on mufflers feature a large inlet for improved airflow. When teamed with a free-flowing air cleaner, these Street Cannon mufflers deliver horsepower and torque gains you can feel. The large 4.5" diameter mufflers are tuned to provide a rich exhaust note, a deep bass rumble and great throaty sound when you roll on the throttle. But to strike a balance with your neighbors, the large internal volume and strategically designed baffles help maintain the peace at partial throttle. The large-diameter body adds a muscular look to your ride, and the newly designed mounts keep the mufflers tucked in close to the bags for a clean profile and can be fitted with a wide variety of styled muffler end caps to provide the perfect finishing touch.

Fits '17-later Touring models (except '23-later FLHXSE, FLTRXSE models, '24-later FLHX, FLTRX and '25 FLHXU models). Does not fit Trike models. Installation requires separate purchase of Muffler Clamps P/N 65900012 and 65900015. Requires separate purchase of end caps. All models require ECM calibration with Screamin' Eagle® Pro Street Tuner for proper installation. Pending approval for use in California on '21-'22 models. Refer to H-D.com/shop for status.

64900552A Chrome.

64900553B Satin Black.

Fits '17-'20 114CI and 117CI Touring models. Does not fit Trike models. Designed for International markets that require ECE certified mufflers. Includes matching Two-piece Muffler end caps. Installation requires separate purchase of Muffler Clamps P/N 65900012 and 65900015.

64900555A Chrome – ECE Certified.

64900554B Satin Black – ECE Certified.



A. SCREAMIN' EAGLE® EXTREME FLOW TITANIUM SLIP-ON MUFFLERS



B. SCREAMIN' EAGLE STREET CANNON PERFORMANCE SLIP-ON MUFFLERS – 4.5" – CHROME (SHOWN WITH CHROME TWO-PIECE END CAPS)



B. SCREAMIN' EAGLE STREET CANNON PERFORMANCE SLIP-ON MUFFLERS – 4.5" – SATIN BLACK (SHOWN WITH SATIN BLACK TWO-PIECE END CAPS)

NOTE: There is no warranty on exhaust pipes and mufflers with regard to any discoloration. Blueing is caused by tuning characteristics, cam timing, carburetor jetting, over-heating, etc. and is not caused by defective manufacturing.

Street legal and/or street compliant statements refer to product meeting 50-State emissions and noise standards in the United States.

The street legal and/or street compliant statements may not apply to markets outside of the United States.



C. TWO-PIECE MUFFLER END CAP KIT – 4.5" – CHROME



D. MUFFLER END CAP KIT – 4.5" – BLUNT - STAINLESS



E. EMPIRE COLLECTION MUFFLER END CAP KIT – CHROME



E. EMPIRE COLLECTION MUFFLER END CAP KIT – SATIN BLACK



F. BLUNT SLASH UP/DOWN/OUT MUFFLER END CAP KIT – 4.5" – CHROME



C. TWO-PIECE MUFFLER END CAP KIT – 4.5" – SATIN BLACK



D. MUFFLER END CAP KIT – 4.5" – SLASH UP/DOWN - GLOSS BLACK



E. EMPIRE COLLECTION MUFFLER END CAP KIT – MACHINE CUT



E. EMPIRE COLLECTION MUFFLER END CAPS



F. BLUNT SLASH UP/DOWN/OUT MUFFLER END CAP KIT – 4.5" – SATIN BLACK

SCREAMIN' EAGLE® 29

Milwaukee-Eight® Stage I Upgrade

C. TWO-PIECE MUFFLER END CAP KIT – 4.5"

Shaped to provide a complete finishing touch to the rear of your bike, these slash-cut end caps feature a reverse cone rolled edge for a massive solid billet look. The reverse cone opening hugs the internal slotted flash suppressor-inspired barrel for a weapons-grade style.

Fits '17-later Touring models equipped with 4.5" Screamin' Eagle® Street Cannon Mufflers and Screamin' Eagle High-Flow Exhaust Systems with 4.5" Street Cannon Mufflers.

65100078 Chrome.

65100076A Satin Black.

D. MUFFLER END CAP KIT – 4.5"

These easy-to-install performance end caps allow you to finish your 4.5" Screamin' Eagle Street Cannon mufflers your way. Sold in pairs. Installation hardware included.

Fits '17-later Touring models equipped with 4.5" Screamin' Eagle Street Cannon Mufflers and Screamin' Eagle High-Flow Exhaust Systems with 4.5" Street Cannon Mufflers.

65100196 Blunt/Stainless Steel.

65100205 Slash Up/Down/Out-Gloss Black.

E. EMPIRE™ COLLECTION MUFFLER END CAP KIT - 4.5"

Executed in durable cast and billet aluminum, these Empire™ Collection End Caps add a captivating custom detail that complements other matching accessories.

Fits '17-later Touring models equipped with 4.5" Screamin' Eagle Street Cannon Mufflers and Screamin' Eagle High-Flow Exhaust Systems with 4.5" Street Cannon Mufflers.

65100219 Chrome.

65100221 Machine Cut.

65100220 Satin Black.

F. BLUNT SLASH UP/DOWN/OUT MUFFLER END CAP KIT – 4.5"

These easy-to-install slash-cut end caps allow you to finish your 4.5" Screamin' Eagle Street Cannon mufflers your way. Sold in pairs. Installation hardware included.

Fits '17-later Touring models equipped with 4.5" Screamin' Eagle Street Cannon mufflers. Does not fit CVO™ Touring mufflers. Also fits High-Flow Exhaust Systems P/N's 64800059, 64800062, 65600329, 65600330, 65600331 and 65600332.

65100085 Chrome.

65100084A Satin Black.

Street legal and/or street compliant statements refer to product meeting 50-State emissions and noise standards in the United States.

The street legal and/or street compliant statements may not apply to markets outside of the United States.

30 SCREAMIN' EAGLE®

Milwaukee-Eight® Stage I Upgrade

A. SCREAMIN' EAGLE® HIGH-FLOW EXHAUST SYSTEM WITH STREET CANNON MUFFLERS

The Screamin' Eagle® High-Flow Exhaust system provides bolt-on performance by reducing the catalyst restrictions and improving exhaust flow. This exhaust system is optimized for use with Screamin' Eagle Stage Kit-equipped Milwaukee-Eight® engines. The complete exhaust system starts with race-shop constructed oversized mandrel-bent and hand TIG-welded stainless steel head pipes, and flows through a unique crossover to improve the flow of spent cylinder gasses. The large inlet 4.5" Street Cannon mufflers feature baffles that are optimized for aggressive performance and sound under acceleration, and deliver a rich mellow note. The combination of tuned-flow headers and Street Cannon mufflers with relocated catalyst maximizes horsepower, maintains solid midrange torque and manages heat. The proof is in the horsepower and torque numbers. Dial the system to your motorcycle by using the Screamin' Eagle Pro Street Tuner to tune your ECM specifically to match your performance upgrades. The complete system includes exhaust headers pre-tapped for standard or Screamin' Eagle wide-band O2 sensors, large 4.5" diameter Street Cannon mufflers, and matching exhaust heat shields. Complete the look with your choice of custom muffler end caps (sold separately). This High-Flow Exhaust System is designed to pair with a 128CI or 131CI Stage IV Kit or Crate Engine to ensure maximum performance. 49-State U.S. EPA compliant. Refer to www.H-D.com/Shop for status.

Fits '17-later Touring models (except '23-later FLHXSE, FLTRXSE, '24-later FLHX, FLTRX and '25-later FLHXU models). Does not fit Trike models. Does not fit with Dominion™ Transmission Side Covers. Separate purchase of Screamin' Eagle 4.5" endcaps required. All models require ECM calibration with Screamin' Eagle Pro Street Tuner for proper installation. See Dealer for details. Does not fit California models.

65600330 Gloss Black with Gloss Black Mufflers.

65600331 Chrome with Chrome Mufflers.

65600332 Satin Black with Satin Black Mufflers.

B. SATIN BLACK EXHAUST SHIELD KIT

These formed steel exhaust shields feature a unique black coating that complements the finish of the Screamin' Eagle black slip-on mufflers. The rich black coating maintains its uniform black finish and has survived stringent Harley-Davidson testing for durability and corrosion resistance. Manufactured to Original Equipment standards for exacting fit, the easy-to-install kit includes front and rear head pipe shields.

65400285A

Fits '17-later Touring and Trike models.



A. SCREAMIN' EAGLE HIGH-FLOW EXHAUST SYSTEM WITH STREET CANNON MUFFLERS GLOSS BLACK WITH GLOSS BLACK MUFFLERS



A. SCREAMIN' EAGLE HIGH-FLOW EXHAUST SYSTEM WITH STREET CANNON MUFFLERS CHROME WITH CHROME MUFFLERS



A. SCREAMIN' EAGLE HIGH-FLOW EXHAUST SYSTEM WITH STREET CANNON MUFFLERS SATIN BLACK WITH SATIN BLACK MUFFLERS



B. SATIN BLACK EXHAUST SHIELD KIT

NOTE: There is no warranty on exhaust pipes and mufflers with regard to any discoloration. Blueing is caused by tuning characteristics, cam timing, carburetor jetting, over-heating, etc. and is not caused by defective manufacturing.

Street legal and/or street compliant statements refer to product meeting 50-State emissions and noise standards in the United States.

The street legal and/or street compliant statements may not apply to markets outside of the United States.



32 SCREAMIN' EAGLE®

Milwaukee-Eight® Stage II Upgrade

A. SCREAMIN' EAGLE® STAGE II KIT

The high-performance SE8-511 camshaft profile, initially developed for the Milwaukee-Eight® 121 High Output engine, delivers a high-octane performance boost for 117ci models. Designed for the horsepower junkie in mind, this camshaft kit will build additional horsepower @ 4000 RPM and continues to build by up to 21% increase at redline.

- Ideal for high octane riders that consistently push their vehicle to the upper RPM range
- Produces greater acceleration in the mid and upper RPM range
- Includes adjustable pushrods that allow SE8-511 camshaft installation without removing the cylinder heads, significantly reducing installation time and cost
- Kit includes Screamin' Eagle® High-Capacity Lifters
- Black pushrod tubes to match Black engine finish
- Screamin' Eagle products are not available for sale and are not street legal in all countries. Please contact your local dealer for more information.

Fits '24-later FLHX, FLTRX and FLHXU models and '25-later Softail models. Factory equipment on '24-later FLTRXSTSE and '25-later FXLR and FXLRST models. Does not fit California models.

92500132 Black.

92500133 Chrome.

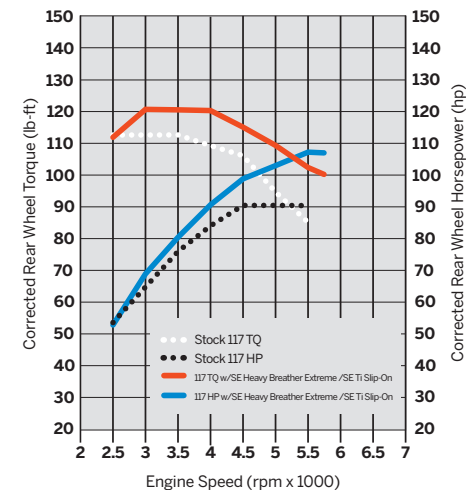
B. SCREAMIN' EAGLE SE8-511 CAM

Same camshaft specifications as the Milwaukee-Eight® 121 High Output engine camshaft. Screamin' Eagle products are not available for sale and are not street legal in all countries. Please contact your local dealer for more information.

25400476

Fits '24-later FLHX and FLTRX models. Factory equipment on '24-later FLTRXSTSE models. Does not fit California models.

Milwaukee-Eight 117 Stock vs Stage II Kit w/ SE Heavy Breather Extreme A/C and Titanium Mufflers on '23 FLTRX



A. SCREAMIN' EAGLE® STAGE II KIT



A. SCREAMIN' EAGLE® STAGE II KIT



B. SCREAMIN' EAGLE SE8-511 CAM



C. SCREAMIN' EAGLE PREMIUM TAPERED QUICK-INSTALL ADJUSTABLE PUSHRODS - MILWAUKEE-EIGHT POWERTRAIN - BLACK COVERS



C. SCREAMIN' EAGLE PREMIUM TAPERED QUICK-INSTALL ADJUSTABLE PUSHRODS - MILWAUKEE-EIGHT POWERTRAIN - CHROME COVERS



D. SCREAMIN' EAGLE PERFORMANCE VALVE SPRING KIT - MILWAUKEE-EIGHT POWERTRAIN

33 SCREAMIN' EAGLE®

Milwaukee-Eight® Stage II Upgrade

C. SCREAMIN' EAGLE® PREMIUM TAPERED QUICK-INSTALL ADJUSTABLE PUSHRODS

These premium pushrods are tapered for enhanced clearance at the cylinder head, allowing the use of higher-lift cams. The one-piece chrome moly tube adds rigidity and durability and the threaded adjustment feature provides easy cam installation without removing the cylinder heads or rocker boxes. To simplify adjustment, the tube features six flats, with one flat marked with a large dot for tracking the adjustment. The threaded rod features 4 flats to reduce wrench swing. Kit includes 4 pushrods and required pushrod tube covers.

Fits '18-later Softail® and '17-later Touring and Trike models.

17900073 With Black Covers.

17900058 With Chrome Covers.

D. SCREAMIN' EAGLE PERFORMANCE VALVE SPRING KIT

These performance pushrods are tapered for enhanced clearance at the cylinder head, allowing the use of higher-lift cams. The one-piece chrome moly tube adds rigidity and durability and the threaded adjustment feature provides easy cam installation without removing the cylinder heads or rocker boxes. To simplify adjustment, the tube features six flats, with one flat marked with a large dot for tracking the adjustment. The threaded rod features 4 flats to reduce wrench swing. Kit includes 4 pushrods and required pushrod tube covers.

18100080

Fits '18-later Softail and '17-later Touring and Trike models.

Street legal and/or street compliant statements refer to product meeting 50-State emissions and noise standards in the United States.

The street legal and/or street compliant statements may not apply to markets outside of the United States.

THE BASICS

- Choose a **TORQUE CAM** or **POWER CAM** based on riding style
- A performance cam increases both the lift in the valve train (pushing the valve open farther) and the duration of the valve opening (how long the valve stays open)



A. SCREAMIN' EAGLE® MILWAUKEE-EIGHT® STAGE II – TORQUE KIT (CHROME COVERS SHOWN)

A. SCREAMIN' EAGLE® MILWAUKEE-EIGHT® STAGE II – TORQUE KIT

This kit was developed for the budget-minded rider who wants to experience crisp throttle response and acceleration he or she can feel at slower speeds. The 5% increase in torque can be felt immediately off the line and continues to build by up to a 14% increase @ 4500 RPM – the ideal power band for passing slow-moving vehicles.

SE8-447 Cam

- Delivers enhanced torque and horsepower in the low to mid RPM range
- Produces passing power without a downshift or high revs
- Minimally invasive, only requiring opening of the cam chest

Fits '18-'24 Softail® and '17-later Touring (except Center Cooled Models) and Trike models. Not intended for use on '18-later CVO™ Touring and Trike models. Not intended for use on Touring and Softail Models equipped with an OE 117 Engine. Requires separate purchase of Cam Drive Retention Kit P/N 25566-06. Installation may require Cam Spacer Kit P/N 25928-06. For '17-'18 Touring models, installation of Oil Pump Cover P/N 62400206 is recommended (sold separately). All models require ECM calibration with Screamin' Eagle® Pro Street Tuner for proper installation. See Dealer for details. Does not fit '22 California models. Refer to H-D.com/shop for status.

92500047A Chrome Covers.

92500074A Gloss Black Covers.

Fits '18-'22 California Softail and '17-'22 California Touring and California Trike models. Not intended for use on 18-later CVO models or models equipped with an OE 117ci engine. Requires separate purchase of Cam Drive Retention Kit P/N 25566-06. Installation may require Cam Spacer Kit P/N 25928-06. For '17-'18 Touring models, installation of Oil Pump Cover P/N 62400206 is recommended (sold separately). All models require ECM calibration with Screamin' Eagle Pro Street Tuner for proper installation.

92500127 Chrome.

92500129 Gloss Black.

THE PERFORMANCE

TORQUE KIT

- The rider will feel up to a 15% increase in performance in the low to mid RPM range
- Experience crisp throttle response and acceleration that can be felt at slower speeds, perfect for passing slow moving vehicles without downshifting

POWER KIT

- The rider will feel up to a 25% increase in performance in the mid to upper RPM range
- Experience an adrenaline-pumping burst of speed while heading toward the red line



TORQUE



POWER



B. SCREAMIN' EAGLE MILWAUKEE-EIGHT STAGE II – POWER KIT (GLOSS BLACK COVERS SHOWN)

B. SCREAMIN' EAGLE MILWAUKEE-EIGHT STAGE II – POWER KIT

This kit was developed for the budget-minded rider who wants to experience that adrenaline-pumping burst of speed while heading toward the red line. The additional power starts to build @ 3000 RPM and continues to build by up to 24% at redline. Riding the bike aggressively will require downshifting to lower gears to keep the engine operating in the higher RPM range.

SE8-462 Cam

- Ideal for riders looking for excitement and willing to ride in the upper RPM range
- Produces greater acceleration in the mid and upper RPM range
- Minimally invasive, only requiring opening of the cam chest

Fits '18-'24 Softail® and '17-later Touring (except Center Cooled Models) models. Does not fit Trike models. Requires separate purchase of Cam Drive Retention Kit P/N 25566-06. Installation may require Cam Spacer Kit P/N 25928-06. For '17-'18 Touring models, installation of Oil Pump Cover P/N 62400206 is recommended (sold separately). All models require ECM calibration with Screamin' Eagle® Pro Street Tuner for proper installation. See Dealer for details. Does not fit '22 California models. Refer to H-D.com/shop for status.

92500058A Chrome Covers.

92500075A Gloss Black Covers.

Fits '18-'22 California Softail and '17-'22 California Touring models. Does not fit California Trike models. Requires separate purchase of Cam Drive Retention Kit P/N 25566-06. Installation may require Cam Spacer Kit P/N 25928-06. For '17-'18 Touring models, installation of Oil Pump Cover P/N 62400206 is recommended (sold separately). All models require ECM calibration with Screamin' Eagle Pro Street Tuner for proper installation.

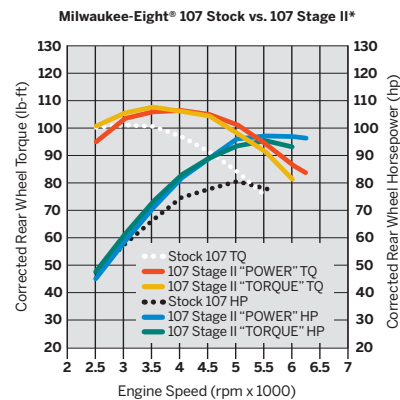
92500128 Chrome.

92500130 Gloss Black.

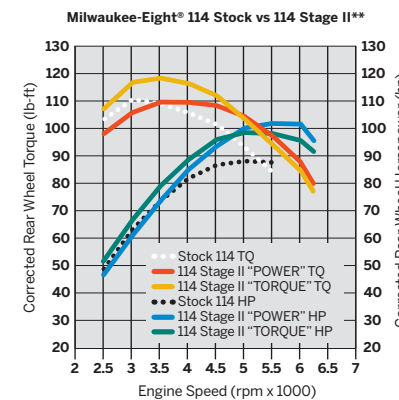
Description	Part Number	Lift @ Valve Intake/Exhaust	Duration @ .050" Intake/Exhaust	Timing @ .050" Lift Open/Closed	TDC Lift @ Valve Intake/Exhaust
Stock	25400190	.350"/.374"	174°/199°	Intake: 7° ATDC/1° ABDC Exhaust: 33° BBDC/14° BTDC	.057"/.048"
CVO™	25400273	.432"/.445"	188°/212°	Intake: 11° ATDC/19° ABDC Exhaust: 47° BBDC/15° BTDC	.044"/.044"
SE8-447 TORQUE	25400199	.447"/.462"	197°/217°	Intake: 0° ATDC/17° ABDC Exhaust: 42° BBDC/5° BTDC	.080"/.064"
SE8-462 POWER	25400200	.462"/.463"	197°/235°	Intake: 7° ATDC/24° ABDC Exhaust: 53° BBDC/2° BTDC	.057"/.086"
SE8-498 POWER	25400202	.498"/.491"	209°/247°	Intake: 4° ATDC/33° ABDC Exhaust: 60° BBDC/7° BTDC	.065"/.103"
Stock '24 FLHX & FLTRX	25400273	.432"/.445"	188°/212°	Intake: 11° ATDC/19° ABDC Exhaust: 47° BBDC/15° BTDC	.044"/.044"
CVO ST & SE8-511	25400476	.511"/.511"	Front Cylinder 208°/217°	Front Cylinder Intake: 3° BTDC/25° ABDC Exhaust: 40° BBDC/3° BTDC	.102"/.091"
CVO ST & SE8-511	25400476	.511"/.511"	Rear Cylinder 202°/217°	Rear Cylinder Intake: 1° ATDC/23° ABDC Exhaust: 43° BBDC/6° BTDC	.102"/.091"
SE8-515 POWER	25400201	Front Cylinder .515"/.513"	Front Cylinder 227°/249°	Front Cylinder Intake: 2° BTDC/45° ABDC Exhaust: 62° BBDC/7° ATDC	Front Cylinder .056"/.066"
		Rear Cylinder .516"/.515"	Rear Cylinder 219°/242°	Rear Cylinder Intake: 6° ATDC/45° ABDC Exhaust: 61.5° BBDC/.5° ATDC	Rear Cylinder .036"/.052"
SE8-517 POWER	25400353	Front Cylinder .515"/.513"	Front Cylinder 227°/242°	Front Cylinder Intake: 7° BTDC/40° ABDC Exhaust: 62° BBDC/7° ATDC	Front Cylinder .112"/.066"
		Rear Cylinder .515"/.513"	Rear Cylinder 227°/242°	Rear Cylinder Intake: 7° ATDC/40° ABDC Exhaust: 61° BBDC/.5° ATDC	Rear Cylinder .112"/.052"

Theoretical, based on rocker arm ratio of 1.65. Valve train components, operation temperature and tolerance stack-up will affect actual lifts.

C. SCREAMIN' EAGLE PERFORMANCE CAM SPECS



* FLHX 107 Stage II "POWER" with Ventilator A/C & Street Cannon Mufflers
* FLHX 107 Stage II "TORQUE" with Heavy Breather A/C & Street Cannon Mufflers



** FLHXSE 114 Stage II "POWER" with Ventilator A/C & Street Cannon Mufflers
** FLHXSE 114 Stage II "TORQUE" with Heavy Breather A/C & Street Cannon Mufflers

C. MILWAUKEE-EIGHT® PERFORMANCE CAMS

Screamin' Eagle® SE8-447 Cam – Torque

- Enhanced torque in the low to mid RPM band
- Ideal for a fully loaded bike
- Increased horsepower in the mid RPM range
- Responds well to roll-on throttle application
- Crisp throttle response and acceleration at lower speeds
- Can be used with stock valve springs

Fits '18-'24 Softail® and '17-later Touring and Trike models. Requires separate purchase of Cam Drive Retention Kit P/N 25566-06. Installation requires removal of rocker box covers and rocker arms or installation of adjustable push-rods. Installation may require Cam Spacer Kit P/N 25928-06. All models require ECM calibration with Screamin' Eagle® Pro Street Tuner for proper installation. Pending Regulatory approval for '21-later models. Refer to product information at www.H-D.com/shop for status.

25400199

Screamin' Eagle SE8-462 Cam – Power

- Improved power in mid and upper RPM band
- Ideal for a fully loaded bike
- Thrilling acceleration and crisp throttle response
- Ideal for rider who likes to downshift and twist the throttle
- Responds well to aggressive throttle application
- Can be used with stock valve springs

Fits '18-'24 Softail® and '17-later Touring models. Does not fit '23 later FLHXSE, FLTRXSE and '24-later FLHX, FLTRX, and FLTRXSTSE and '25-later FLHXU models. Requires separate purchase of Cam Drive Retention Kit P/N 25566-06. Installation may require Cam Spacer Kit P/N 25928-06. All models require ECM calibration with Screamin' Eagle Pro Street Tuner for proper installation. Pending Regulatory approval for '20-later models. Refer to product information at www.H-D.com/shop for status.

25400200

Screamin' Eagle SE8-498 Cam – Power

Replacement cam for models equipped with Screamin' Eagle Milwaukee-Eight® Stage III Kits.

- Improved acceleration on the straightaway
- Ideal for lighter bike with bigger displacement
- Exhilarating acceleration at high engine speeds.
- Responds well to a healthy twist of the throttle
- High-lift profile for complete filling of cylinders
- Requires Performance Valve Springs P/N 18100080

25400202

Screamin' Eagle SE8-515 Cam

Replacement cam for models equipped with Screamin' Eagle Milwaukee-Eight 114 or 117ci Stage IV kits.

- Hard acceleration off the line
- Improved mid-range and high RPM horsepower
- Stump-pulling torque throughout the RPM band
- Significant increase in rear wheel torque and power
- High lift and long duration for complete cylinder filling
- Requires Performance Valve Springs P/N 18100080

25400201

Screamin' Eagle SE8-517 Cam

Developed for Milwaukee-Eight 128CI and 131CI Stage IV kits, this high-performance cam enhances efficient filling of the cylinder at the optimum timing. Offered as a stand-alone component for the engine builder looking to develop a custom performance recipe, it provides premium mid- to upper-range power.

Replacement cam for models equipped with Screamin' Eagle Milwaukee-Eight 128 or 131CI Stage IV kits.

25400353

36 SCREAMIN' EAGLE®

Milwaukee-Eight® Stage III Upgrade

STAGE III

A. SCREAMIN' EAGLE® MILWAUKEE-EIGHT® ENGINE STAGE III KIT - 117CI TO 122CI

This Stage III kit has been developed to deliver the kind of real-world power increase Touring riders will feel each time they roll on the throttle. The bump up in displacement and compression paired with a Screamin' Eagle® SE8-511 camshaft deliver a significant increase in torque and power over stock and may restore the sensation of riding solo when you're loaded down with a passenger and gear.

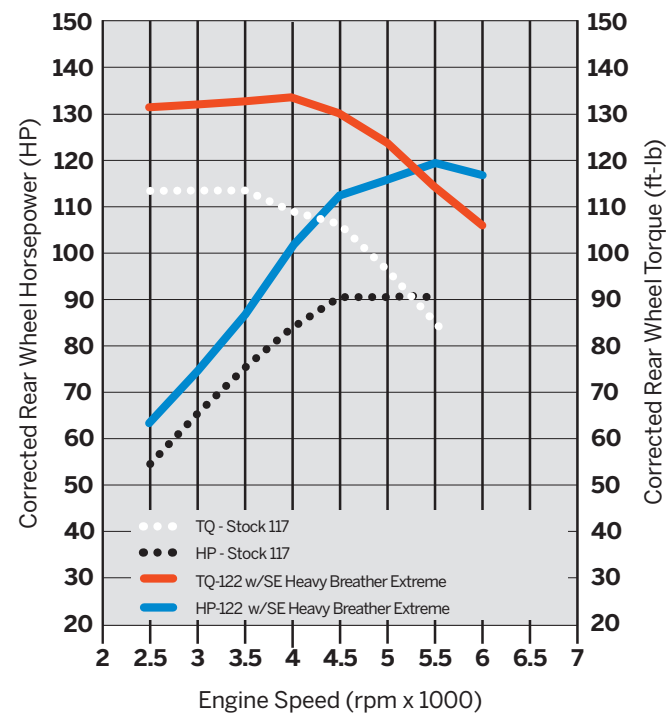
- Delivers up to 31% more horsepower and 18% more torque compared to the Original Equipment engine configuration.
- We've done your homework. This street-compliant performance kit has been designed and tested as a system by the performance experts at Harley-Davidson.
- Includes 4.155" Big Bore Bolt-On Cylinders, Forged 10.9:1 High Compression Pistons and Rings, SE8-511 Camshaft, High Capacity Tappets, Stage III Timer Cover Medallion.
- Includes Multi-Layer Coated Head Gaskets, Cylinder Base and Cam Cover Gaskets, most necessary gaskets and seals.
- Pending 49-State U.S. EPA compliant.

92500139 Black Highlighted.
Fits '24-later FLHX and FLTRX and '25-later FLHXU models. Installation may require Cam Spacer Kit P/N 25928-06. All models require ECM calibration with Screamin' Eagle Pro Street Tuner for proper installation.



A. SCREAMIN' EAGLE® MILWAUKEE-EIGHT® ENGINE STAGE III KIT - 117CI TO 122CI

Milwaukee-Eight 122 Stage 3 vs Stock 117 Touring - SE Heavy Breather Extreme Air Cleaner / SE Titanium Slip-On Mufflers



Street legal and/or street compliant statements refer to product meeting 50-State emissions and noise standards in the United States.

The street legal and/or street compliant statements may not apply to markets outside of the United States.

STAGE IV

37 SCREAMIN' EAGLE®

Milwaukee-Eight® Stage IV Upgrade

B. SCREAMIN' EAGLE® MILWAUKEE-EIGHT® ENGINE STAGE IV KIT - 117CI TO 131CI

For the rider demanding no-compromise performance. This 117ci to 131ci Stage IV Kit was engineered by the pros at Harley-Davidson to deliver instant arm-stretching torque through the entire rpm range. Made for riders seeking maximum displacement, compression, and flow, it delivers 131 horsepower and 139 ft-lb of torque to the rear wheel!

This Stage IV Kit features the finest Screamin' Eagle® components. Many of these new components were informed by extensive testing by the Harley-Davidson Factory Racing Team for the King of the Baggers racing series. The Stage IV kit consists of: All-new Screamin' Eagle® Extreme CNC-ported cylinder heads, 68mm throttle body and new cast 68mm intake manifold, new SE8-550 high-lift cam and 6.8 g/sec fuel injectors work together to feed the engine large volumes of air and fuel to help maximize power. New forged high-compression pistons and rings are designed to withstand increased combustion forces. Also includes high-performance tappets and new patent-protected 4.31" steel sleeve cylinders. Screamin' Eagle and Stage IV badging on the cylinder heads and timer cover highlights the powerplant.

- We've done your homework. Engineered and tested as a complete collection of high-performance components by the Screamin' Eagle® pros at Harley-Davidson. This combination is designed for wide open throttle along with high end RPMs and a significant torque increase from a cruising speed.
- Provides thrilling acceleration when twisting the throttle.
- Can be installed without removing the engine from chassis.
- Screamin' Eagle products are not available for sale and are not street legal in all countries. Please contact your local dealer for more information.

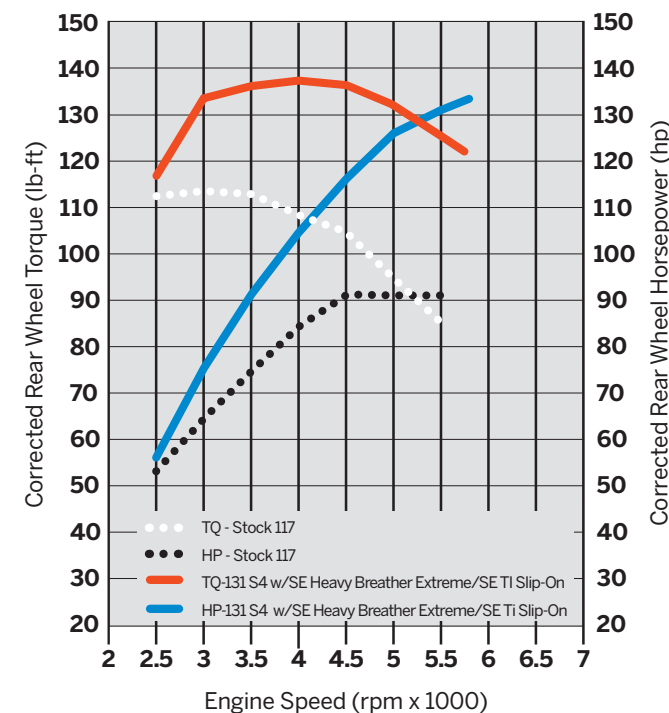
92500100 Black Highlighted.
Fits '24 FLHX and FLTRX models. Requires ECM recalibration with Pro Street Tuner for proper installation. Does not fit California models.

92500144 Black Highlighted.
Fits '25-later FLHX, FLTRX, and FLHXU models. Requires ECM recalibration with Pro Street Tuner for proper installation. Does not fit California models.



B. SCREAMIN' EAGLE® MILWAUKEE-EIGHT® ENGINE STAGE IV KIT - 117CI TO 131CI

Milwaukee-Eight 131 Stage 4 vs 117 Touring - SE Heavy Breather Extreme Air Cleaner / SE Titanium Slip-On Mufflers - FLTRX



Street legal and/or street compliant statements refer to product meeting 50-State emissions and noise standards in the United States.

The street legal and/or street compliant statements may not apply to markets outside of the United States.

38 SCREAMIN' EAGLE®

Milwaukee-Eight® Stage III Upgrade

STAGE IV

A. SCREAMIN' EAGLE® MILWAUKEE-EIGHT® ENGINE STAGE IV KIT - 121CI TO 135CI

For the rider demanding no-compromise performance. With the largest displacement and the most power of any Harley-Davidson® Stage Kit, this 121ci to 135ci Stage IV Kit was engineered by the pros at Harley-Davidson to deliver instant arm-stretching torque through the entire rpm range. Made for riders seeking maximum displacement, compression, and flow, it delivers 144 horsepower and 149 ft-lb of torque to the rear wheel!

This Stage IV Kit features the finest Screamin' Eagle® components. Many of these new components were informed by extensive testing by the Harley-Davidson Factory Racing Team for the King of the Baggers racing series. The Stage IV kit consists of: All-new Screamin' Eagle® Extreme CNC-ported cylinder heads, 68mm throttle body and new cast 68mm intake manifold, new SE8-550 high-lift cam and 6.8 g/sec fuel injectors work together to feed the engine large volumes of air and fuel to help maximize power. New forged high-compression pistons and rings are designed to withstand increased combustion forces. Also includes high-performance tappets, new patent-protected 4.31" steel sleeve cylinders, and Screamin' Eagle® Pro Billet Cam Plate and Oil Pump. Screamin' Eagle and Stage IV badging on the cylinder heads and timer cover highlights the powerplant.

- We've done your homework. Engineered and tested as a complete collection of high-performance components by the Screamin' Eagle® pros at Harley-Davidson. This combination is designed for wide open throttle along with high end RPMs and a significant torque increase from a cruising speed.
- Provides thrilling acceleration when twisting the throttle.
- Can be installed without removing the engine from chassis.
- Screamin' Eagle products are not available for sale and are not street legal in all countries. Please contact your local dealer for more information.

92500099 Black Granite.
Fits '23-'24 FLHXSE and FLTRXSE and '24 FLTRXSTSE models. Requires ECM recalibration with Pro Street Tuner for proper installation. Does not fit California models.

92500143 Black Granite.
Fits '25-later FLHXSE, FLTRXSE, and FLTRXSTSE models. All models require ECM recalibration with Screamin' Eagle Pro Street Tuner for proper installation. Does not fit California models.



A. SCREAMIN' EAGLE® MILWAUKEE-EIGHT® ENGINE STAGE III KIT - 117CI TO 122CI

STAGE III

39 SCREAMIN' EAGLE®

Milwaukee-Eight® Stage III Upgrade

B. SCREAMIN' EAGLE® MILWAUKEE-EIGHT® ENGINE STAGE III KITS

This Stage III kit has been developed for the rider looking for a solid "seat of the pants" increase you can feel every time you roll on the throttle. The bump up in displacement and compression deliver a significant increase in torque and power over stock, all the while restoring the sensation of riding solo when you're loaded down. The Stage III 107CI to 119CI upgrade delivers up to 23% more horsepower and 17% more torque and the 114CI to 122CI upgrade increases power by up to 15% and 13% more torque when compared to the Original Equipment engine configurations.

- Delivers increased response throughout the entire RPM range.
- Produces flexible roll-on passing power without a required downshift.
- Delivers excellent stop-light to freeway speed on-ramp acceleration.

49-State U.S. EPA Compliant on select '18-later Softail® and '17-later Touring models. Refer to www.H-D.com/Shop for status.

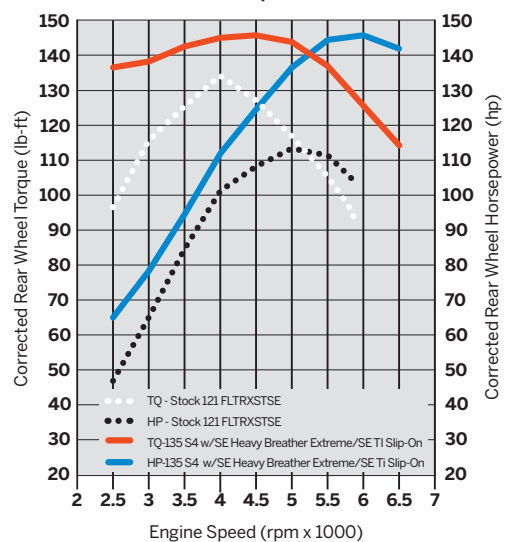
Performance components include:

- Screamin' Eagle® 4.155 Big Bore Bolt-On Cylinders
- Screamin' Eagle Forged 11.0:1 High-Compression Pistons and Rings
- Screamin' Eagle SE8-447 Torque Cam
- Screamin' Eagle High Capacity Tappets
- Screamin' Eagle High Performance Cam Bearing
- Screamin' Eagle Stage III Timer Cover & Insert
- Multi-layer coated Head Gaskets
- Cylinder Base and Cam Cover Gaskets
- Most necessary gaskets and seals
- Appropriate 119CI or 122CI Timer Cover Medallion and TimerCover Base

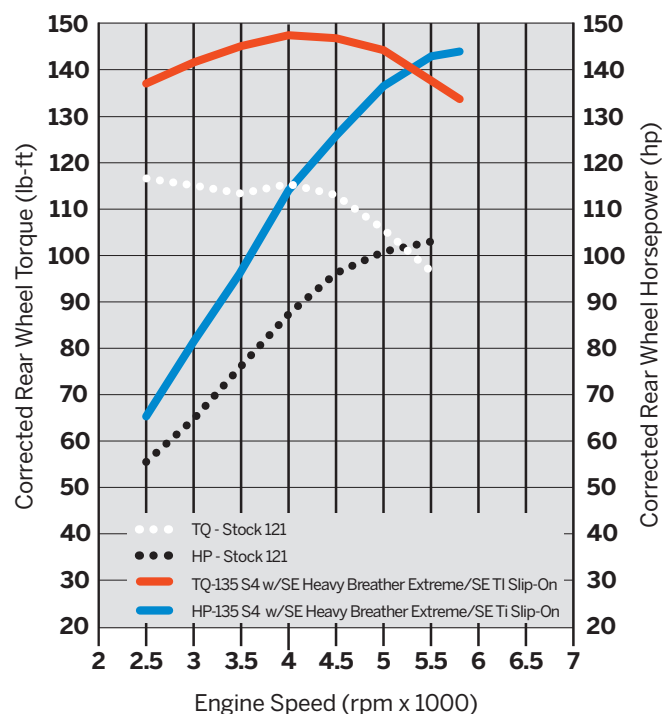


B. SCREAMIN' EAGLE® MILWAUKEE-EIGHT® ENGINE STAGE III KITS

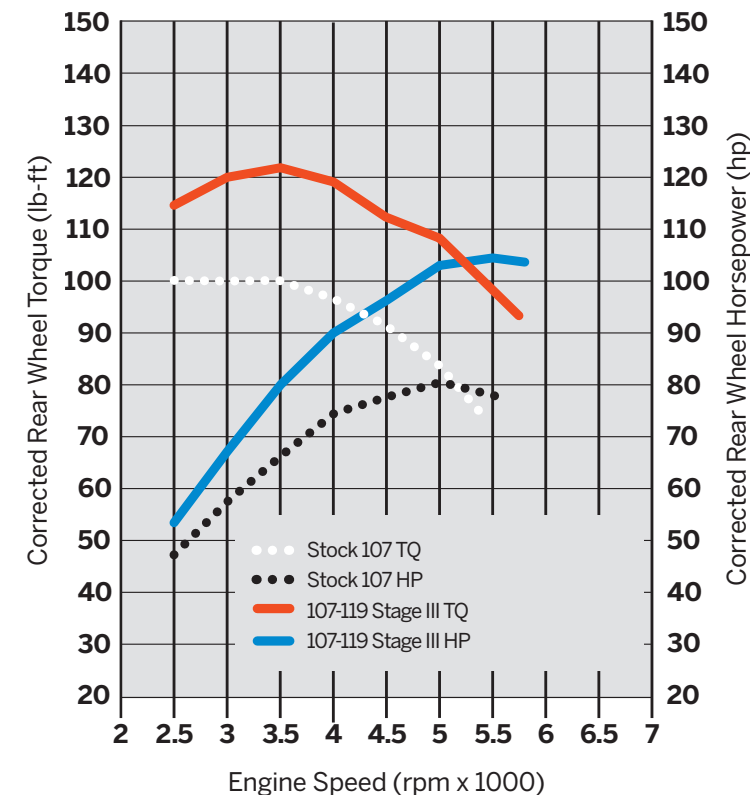
Milwaukee-Eight 135 FLTRXSTSE Stage 4 vs 121 FLTRXSTSE - SE Heavy Breather Extreme Air Cleaner/ SE Titanium Slip-On Mufflers



Milwaukee-Eight 135 Stage 4 vs 121 VVT Touring - SE Heavy Breather Extreme Air Cleaner/ SE Titanium Slip-On Mufflers



Milwaukee-Eight 107 Touring Stock vs. 107-to-119 Stage III Kit w/ Street Cannons & Ventilator A/C



Street legal and/or street compliant statements refer to product meeting 50-State emissions and noise standards in the United States.

The street legal and/or street compliant statements may not apply to markets outside of the United States.

Street legal and/or street compliant statements refer to product meeting 50-State emissions and noise standards in the United States.

The street legal and/or street compliant statements may not apply to markets outside of the United States.

40 SCREAMIN' EAGLE®

Milwaukee-Eight® Stage III Upgrade

STAGE III

A. SCREAMIN' EAGLE® MILWAUKEE-EIGHT® ENGINE STAGE III KITS

This Stage III kit has been developed for the rider looking for a solid "seat of the pants" increase you can feel every time you roll on the throttle. The bump up in displacement and compression deliver a significant increase in torque and power over stock, all the while restoring the sensation of riding solo when you're loaded down. The Stage III 107CI to 119CI upgrade delivers up to 23% more horsepower and 17% more torque and the 114CI to 122CI upgrade increases power by up to 15% and 13% more torque when compared to the Original Equipment engine configurations.

- Delivers increased response throughout the entire RPM range.
- Provides thrilling acceleration when twisting the throttle.
- Maintains flat torque curve from cruising RPM to redline.
- Can be installed without removing the engine from chassis.

49-State U.S. EPA Compliant on select '18-later Softail® Models. Refer to www.H-D.com/Shop for status.

Performance components include:

- Screamin' Eagle® 4.155 Big Bore Bolt-On Cylinders
- Screamin' Eagle® Forged 11.0:1 High-Compression Pistons and Rings
- Screamin' Eagle SE8-447 Torque
- Screamin' Eagle High Capacity Tappets
- Screamin' Eagle High Performance Cam Bearing
- Screamin' Eagle Stage III Timer Cover & Insert
- Multi-layer coated Head Gaskets
- Cylinder Base and Cam Cover Gaskets
- Most necessary gaskets and seals
- Appropriate 119CI or 122CI Timer Cover Medallion and Timer Cover Base

SCREAMIN' EAGLE STAGE III - 107CI TO 119CI KIT

Fits '18-'24 Softail® models equipped with 107CI Milwaukee-Eight engine. FXFB models require separate purchase of Screamin' Eagle Softail High-Flow Exhaust System P/N's 64900828 or 64900829. Requires separate purchase of Cam Drive Retention Kit P/N 25566-06. Installation may require Cam Spacer Kit P/N 25928-06. All models require ECM calibration with Screamin' Eagle Pro Street Tuner for proper installation.

92500083 Black Non-Highlighted.

92500096 Black Highlighted.

SCREAMIN' EAGLE STAGE III - 114CI OR 117CI TO 122CI KIT

Fits '18-'24 Softail models equipped with 114 or 117CI Milwaukee-Eight engines. Requires separate purchase of Cam Drive Retention Kit P/N 25566-06. Installation may require Cam Spacer Kit P/N 25928-06. FXFB and FXFBS models require separate purchase of Screamin' Eagle Softail High Flow Exhaust P/N's 64900828 or 64900829. FXDR114 models require separate purchase of Header Pipe Assembly P/N 65600300. All models require ECM calibration with Screamin' Eagle Pro Street Tuner for proper installation.

92500097 Black Highlighted.



WA. SCREAMIN' EAGLE® MILWAUKEE-EIGHT® ENGINE STAGE III KITS
BLACK NON-HIGHLIGHTED



A. SCREAMIN' EAGLE® MILWAUKEE-EIGHT® ENGINE STAGE III KITS
BLACK HIGHLIGHTED

Street legal and/or street compliant statements refer to product meeting 50-State emissions and noise standards in the United States.

The street legal and/or street compliant statements may not apply to markets outside of the United States.

STAGE IV

41 SCREAMIN' EAGLE®

Milwaukee-Eight® Stage IV Upgrade

B. SCREAMIN' EAGLE® MILWAUKEE-EIGHT® ENGINE STAGE IV KIT – 107CI TO 128CI

This Stage IV Kit was designed to deliver maximum horsepower – all the way to the redline. Features new CNC-ported heads with 1mm bigger valves and fully machined combustion chambers. Coupled with the kit's high-lift SE8-517 cam, high compression pistons and a 64mm throttle body and intake manifold, this combination delivers a thrilling 126 ft-lb of torque and 121 HP rear-wheel output when paired with Screamin' Eagle® Street Cannon Mufflers. It's designed to run wide open at high-end RPMs and provide a significant boost of torque from cruising speed. You'll feel the difference as soon as you twist the throttle.

- Delivers increased response throughout the entire RPM range
- Provides thrilling acceleration when twisting the throttle
- Maintains flat torque curve from cruising RPM to redline
- Can be installed without removing the engine from chassis

49-State U.S. EPA Compliant on select '17-later Touring Models.

Performance components include:

- Screamin' Eagle CNC Ported Cylinder Head with CNC machined chamber and 1mm larger valves
- 128 Stage IV Timer cover
- SE8-517 High-Lift Cam
- Forged High Compression Pistons
- Screamin' Eagle High Performance Cam Bearing
- Screamin' Eagle High Performance Tappets
- Screamin' Eagle 4.31" Steel Sleeve Cylinders
- Screamin' Eagle 64mm Throttle Body and Cast Manifold
- Screamin' Eagle High Flow Injectors (5.5 g/sec)

Fits '17-'18 Touring models equipped with air/Oil-Cooled Milwaukee-Eight 107CI engine. Does not fit Trike models. '17-'19 models require separate purchase of High-Capacity Oil Pump P/N 62400248. '17-'18 Screamin' Eagle High-Capacity Clutch Plate Kit P/N 37000258. All models require ECM recalibration with the Pro Street Tuner for proper installation.

92500077 Twin-Cooled™ Black Highlighted.

92500078 Oil-Cooled Black Highlighted.



B. SCREAMIN' EAGLE® MILWAUKEE-EIGHT® ENGINE STAGE IV KIT
TWIN-COOLED - BLACK HIGHLIGHTED



B. SCREAMIN' EAGLE® MILWAUKEE-EIGHT® ENGINE STAGE IV KIT
OIL-COOLED - BLACK HIGHLIGHTED

Street legal and/or street compliant statements refer to product meeting 50-State emissions and noise standards in the United States.

The street legal and/or street compliant statements may not apply to markets outside of the United States.

42 SCREAMIN' EAGLE®

Milwaukee-Eight® Stage IV Upgrade

STAGE IV

A. SCREAMIN' EAGLE® MILWAUKEE-EIGHT® ENGINE STAGE IV KIT 114CI OR 117CI TO 131CI

Go big or go home. With the largest displacement of any Harley-Davidson® Stage Kit, this 114CI to 131CI Stage IV Kit was designed to deliver maximum horsepower – all the way to the redline. Packaged with patent-protected cylinder technology, it allows for the largest bolt-on engine upgrade to any Milwaukee-Eight® motor. Features new CNC-ported heads with 1mm bigger valves and fully machined combustion chambers. Coupled with the kit's high-lift SE8-517 cam, high compression pistons and a 64mm throttle body and intake manifold, this combination delivers a thrilling 131 ft-lb of torque and 121 HP rear-wheel output when paired with Screamin' Eagle® Street Cannon Mufflers. It's designed to run wide open at high-end RPMs and provide a significant boost of torque from cruising speed. You'll feel the difference as soon as you twist the throttle.

- Delivers increased response throughout the entire RPM range.
- Provides thrilling acceleration when twisting the throttle.
- Maintains flat torque curve from cruising RPM to redline.
- Can be installed without removing the engine from chassis.

49-State U.S. EPA Compliant on select '18-later Touring Models. Refer to www.H-D.com/Shop for status.

Performance components include:

- Screamin' Eagle CNC Ported Cylinder Head with CNC machined chamber and 1mm larger valves
- 131 Stage IV Timer cover
- SE8-517 High-Lift Cam
- Forged High Compression Pistons
- Screamin' Eagle High Performance Cam Bearing
- Screamin' Eagle High Performance Tappets
- Screamin' Eagle 4.31" Steel Sleeve Cylinders
- Screamin' Eagle 64mm Throttle Body and Cast Manifold
- Screamin' Eagle High Flow Injectors (5.5 g/sec)



A. SCREAMIN' EAGLE® MILWAUKEE-EIGHT® ENGINE STAGE IV KIT – OIL-COOLED – BLACK HIGHLIGHTED



A. SCREAMIN' EAGLE® MILWAUKEE-EIGHT® ENGINE STAGE IV KIT – OIL-COOLED – BLACK GRANITE

Street legal and/or street compliant statements refer to product meeting 50-State emissions and noise standards in the United States.

The street legal and/or street compliant statements may not apply to markets outside of the United States.

STAGE IV

43 SCREAMIN' EAGLE®

Milwaukee-Eight® Stage IV Upgrade

A. SCREAMIN' EAGLE® MILWAUKEE-EIGHT® ENGINE STAGE IV KIT

Oil-Cooled:

Fits '17-later Touring models equipped with air/Oil-Cooled Milwaukee-Eight® 114 or 117CI engine. Does not fit Trike models. '17-'19 models require separate purchase of High-Capacity Oil Pump P/N 62400247. '17-'18 Screamin' Eagle® High-Capacity Clutch Plate Kit P/N 37000258. All models require ECM recalibration with the Pro Street Tuner for proper installation. Does not fit California models.

92500079 Black Highlighted.

92500082 Black Granite.

A. SCREAMIN' EAGLE® MILWAUKEE-EIGHT® ENGINE STAGE IV KIT

Twin-Cooled™:

Fits '17-later Touring models equipped with Twin-Cooled™ Milwaukee-Eight 114 or 117CI engine. Does not fit Trike models. '17-'19 models require separate purchase of High-Capacity Oil Pump P/N 62400248. '17-'18 Screamin' Eagle High-Capacity Clutch Plate Kit P/N 37000258. All models require ECM recalibration with the Pro Street Tuner for proper installation. Does not fit California models.

92500080 Black Highlighted.

92500081 Black Granite.

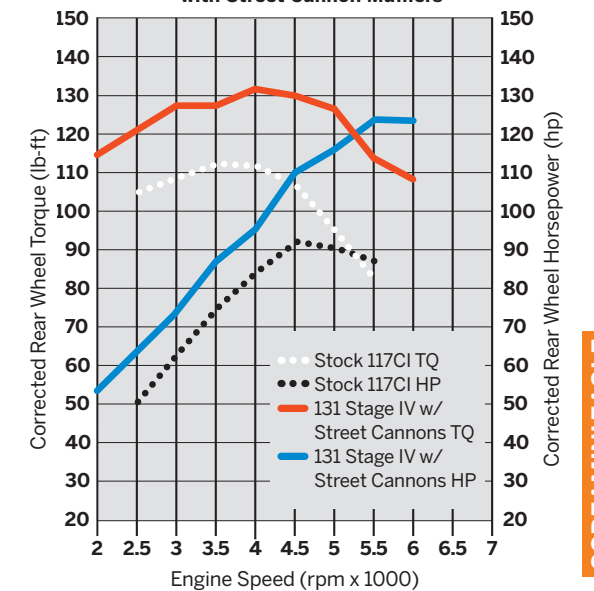


A. SCREAMIN' EAGLE® MILWAUKEE-EIGHT® ENGINE STAGE IV KIT – TWIN-COOLED – BLACK HIGHLIGHTED



A. SCREAMIN' EAGLE® MILWAUKEE-EIGHT® ENGINE STAGE IV KIT – TWIN-COOLED – BLACK GRANITE

Milwaukee-Eight Twin-Cooled 117 Stock vs. 131 Stage IV with Street Cannon Mufflers



Street legal and/or street compliant statements refer to products meeting EPA (49-State) and/or California (50-State) emissions and noise standards in the United States as specified.

The street legal and/or street compliant statements may not apply to markets outside of the United States.

SCREAMIN' EAGLE

44 SCREAMIN' EAGLE®

Milwaukee-Eight® Stage IV Upgrade

STAGE IV

SCREAMIN' EAGLE® MILWAUKEE-EIGHT® ENGINE STAGE IV KITS

Go big or go home. With the largest displacement of any Harley-Davidson® Stage Kit, this 107CI to 128CI or 114CI to 131CI Stage IV Kit is designed to deliver maximum horsepower – all the way to the redline. Packaged with patent-protected cylinder technology, it allows for the largest bolt-on engine upgrade to any Milwaukee-Eight® motor. Features new CNC-ported heads with 1mm bigger valves and fully machined combustion chambers. Coupled with the kit's high-lift SE8-517 cam, high compression pistons and a 64mm throttle body and intake manifold, this combination delivers a thrilling 135 ft-lb of torque and 124 HP rear-wheel output when paired with the Screamin' Eagle Street Cannon Mufflers and Ventilator Air Cleaner. It's designed to run wide open at high-end RPMs and provide a significant boost of torque from cruising speed. You'll feel the difference as soon as you twist the throttle.

- Delivers increased response throughout the entire RPM range.
- Provides thrilling acceleration when twisting the throttle.
- Maintains flat torque curve from cruising RPM to redline.
- Can be installed without removing the engine from chassis.

49-State U.S. EPA Compliant on select '18-later Softail® Models. Refer to www.H-D.com/Shop for status.

Performance components include:

- Screamin' Eagle CNC PCNC-ported cylinder head with CNC-machined chamber and 1mm larger valves
- 128 or 131 Stage IV Timer cover
- SE8-517 High-Lift Cam
- Screamin' Eagle Forged 10.7:1 High-Compression Pistons and Rings
- Screamin' Eagle High Performance Cam Bearing
- Screamin' Eagle High Performance Tappets
- Screamin' Eagle 4.31" Steel Sleeve Cylinders
- Screamin' Eagle 64mm Throttle Body and Cast Manifold
- Screamin' Eagle High Flow Injectors (5.5 g/sec)

A. SCREAMIN' EAGLE® STAGE IV - 107CI TO 128CI KIT

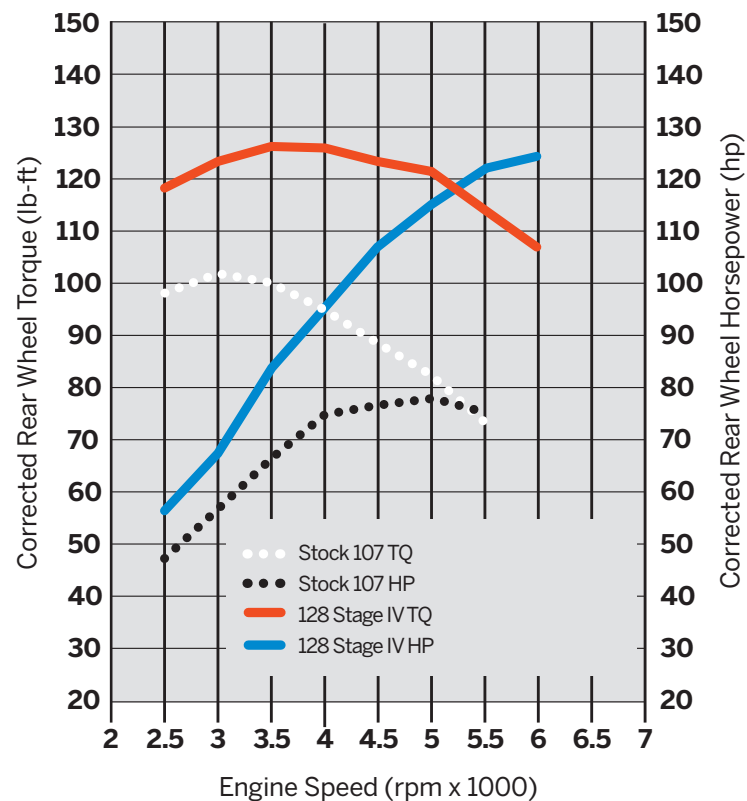
Fits '18-'24 Softail 107CI models. FXFB requires separate purchase of Screamin' Eagle® Softail High Flow Exhaust P/N's 64900828 or 64900829. Requires separate purchase of Cam Drive Retention Kit P/N 25566-06. Installation may require Cam Spacer Kit P/N 25928-06. '18-'19 models require separate purchase of High-Capacity Oil Pump P/N 62400247. All models require ECM calibration with Screamin' Eagle Pro Street Tuner for proper installation. Does not fit California models.

92500094 107CI to 128CI
Black Highlighted.



A. SCREAMIN' EAGLE® STAGE IV - 107CI TO 128CI KIT
BLACK HIGHLIGHTED

Milwaukee-Eight 128 Stage IV Softail vs
107 Softail Stock



Street legal and/or street compliant statements refer to products meeting EPA (49-State) and/or California (50-State) emissions and noise standards in the United States as specified.

The street legal and/or street compliant statements may not apply to markets outside of the United States.

STAGE IV

45 SCREAMIN' EAGLE®

Milwaukee-Eight® Stage IV Upgrade

B. SCREAMIN' EAGLE® STAGE IV - 114CI OR 117CI TO 131CI KIT

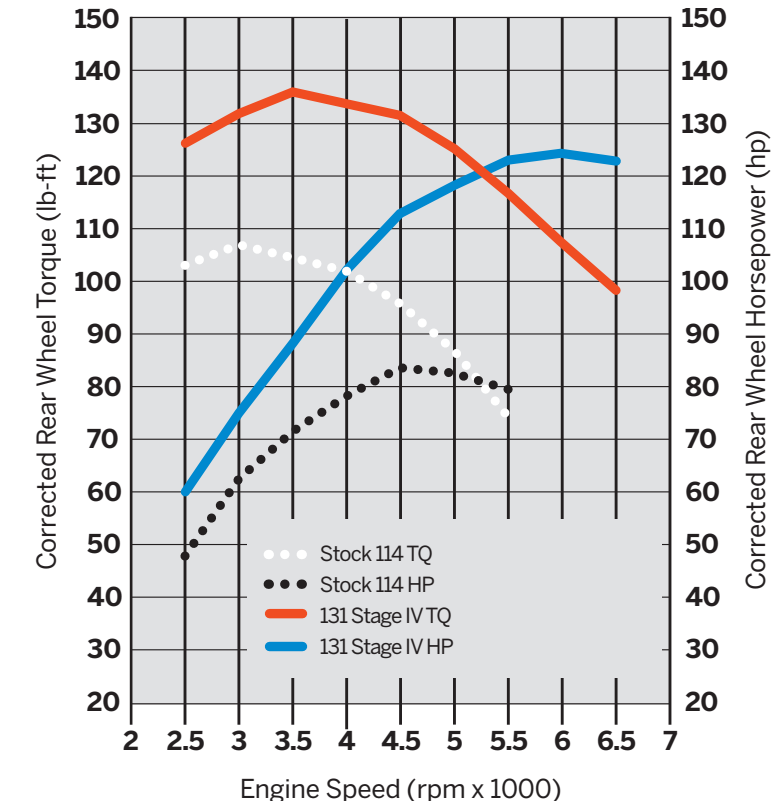
Fits '18-'24 Softail® 114CI or 117CI models. FXFB requires separate purchase of Screamin' Eagle® Softail High Flow Exhaust P/N's 64900828 or 64900829. Requires separate purchase of Cam Drive Retention Kit P/N 25566-06. Installation may require Cam Spacer Kit P/N 25928-06. '18-'19 models require separate purchase of High-Capacity Oil Pump P/N 62400247. FXDR114 models require the separate purchase of 65600300. All models require ECM calibration with Screamin' Eagle Pro Street Tuner for proper installation. Does not fit California models.

92500095 114CI to 131CI
Black Highlighted.



B. SCREAMIN' EAGLE® STAGE IV - 114CI TO 131CI KIT
BLACK HIGHLIGHTED

Milwaukee-Eight 131 Stage IV Softail vs
114 Softail Stock



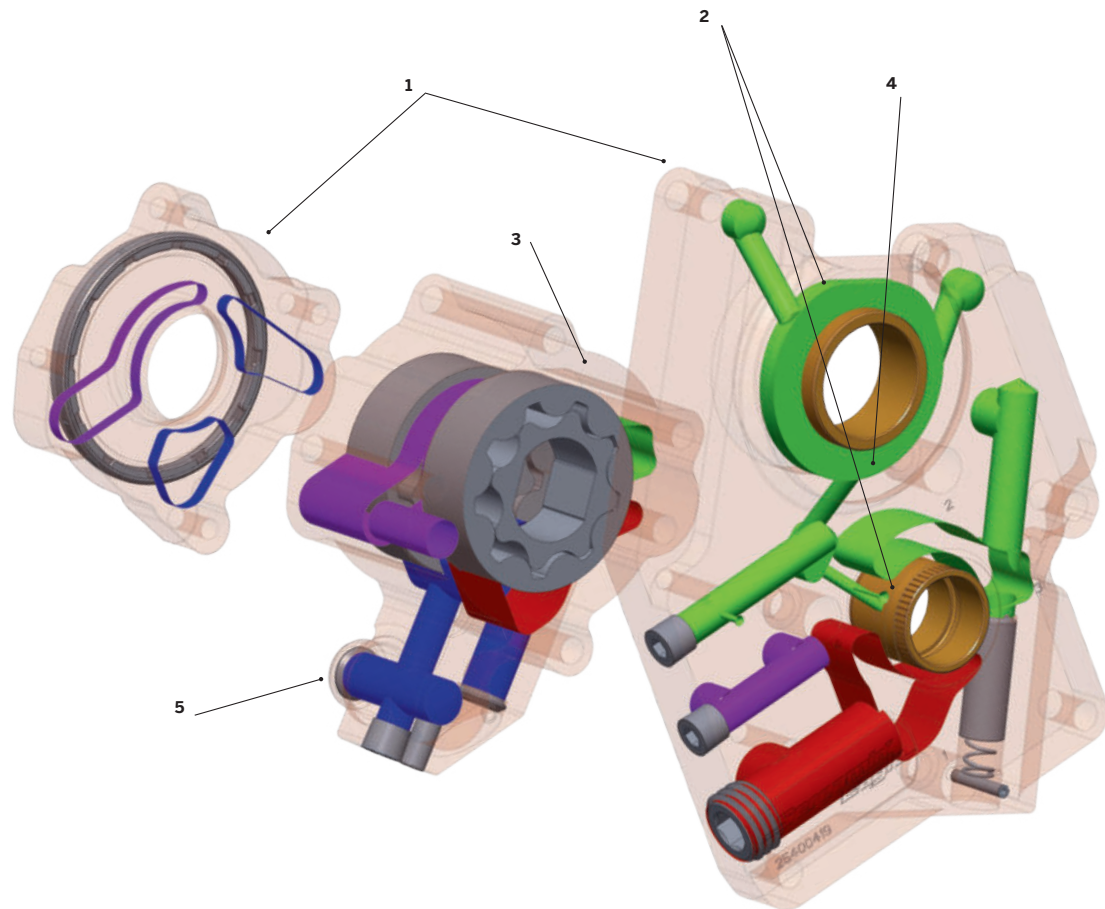
Street legal and/or street compliant statements refer to products meeting EPA (49-State) and/or California (50-State) emissions and noise standards in the United States as specified.

The street legal and/or street compliant statements may not apply to markets outside of the United States.

SCREAMIN' EAGLE® HIGH VOLUME OIL PUMP & CAM SUPPORT PLATE KIT

A high-performance Milwaukee-Eight® engine deserves high-performance oiling. This new kit includes a Super Sucker oil pump to improve the oil flow rate to critical engine components, and a CNC machined billet aluminum cam plate for precise alignment of a high-performance cam and chain. It's the ideal component combination for a tuned-up Milwaukee-Eight engine.

Install and ride hard with confidence.



1 6061 BILLET CAM PLATE

The cam support plate and oil pump are made from heat-treated 6061 billet aluminum with a surface-hardened orange anodized finish. CNC machining ensures precise dimensions and constant material thickness across the plate and pump, enabling perfect alignment of components.

2 660 HI-PRO BUSHINGS

Pressed-in 660 bronze cam and pinion shaft bushings provide enhanced wear resistance under increased loads from high-performance cams for miles of worry-free riding.

3 9% LARGER GEROTOR

The Super Sucker oil pump features a 9% larger gerotor for increased flow at idle and 33% more scavenge capacity compared to a 2020-Later Original Equipment oil pump, for increased performance, efficiency and engine durability.

4 HI-FLOW OIL PASSAGES

The hub-and-spoke oil passage design improves oil flow rate to critical engine components by minimizing restrictions from intersecting passages.

5 ENHANCED FILTERING

Two screens mounted in both pickups and a magnet in between the pickups provide extra oil filtering to remove potential contaminants before they can reach critical upper end components. This is key to promoting long life in high-performance engines.

A. SCREAMIN' EAGLE® PRO HIGH VOLUME OIL PUMP & CAM SUPPORT PLATE KIT

A high-performance Milwaukee-Eight® engine deserves high-performance oiling. This new kit(s) includes a Super Sucker oil pump to improve the oil flow rate to critical engine components, and a CNC machined billet aluminum cam plate for precise alignment of high-performance cam and chain. It's the ideal component combination for a tuned-up Milwaukee-Eight engine. Install and ride hard with confidence.

- Heat-treated 6061 billet aluminum cam support plate with an orange anodized finish is strong and rigid to provide superior strength, rigidity, and durability
- CNC-precision machining ensures precise dimensions and constant material thickness across the plate, enabling perfect alignment of cams and chains
- Pressed-in 660 bronze cam bushings provide enhanced wear resistance under increased loads from high-performance cams for miles of worry-free riding
- Oil pump features a 9% larger gerotor for increased flow at idle and 33% more scavenge capacity compared to a 2020-Later Original Equipment oil pump, for increased performance, efficiency and engine durability
- The hub-and-spoke oil passage design improves oil flow rate to critical engine components
- Upgraded filter protection promotes engine durability: Two screens mounted in both pickups and a magnet in between the pickups provide extra oil filtering to remove contaminants before they can reach critical upper end component

62400260

Fits '17-later models equipped with an Air/Oil-Cooled Milwaukee-Eight® engine.

62400264

Fits '17-later models equipped with Twin-Cooled™ Milwaukee-Eight® engines and '24-later FLHX, FLTRX, and FLTRXSTSE models. Does not fit models with VVT.



A. SCREAMIN' EAGLE® PRO HIGH VOLUME OIL PUMP & CAM SUPPORT PLATE KIT

B. SCREAMIN' EAGLE MILWAUKEE-EIGHT® – HEADBOLT KIT

Details matter when building a high-performance engine. Details like these Screamin' Eagle® Milwaukee-Eight Head Bolts – made from 8740 chromoly to be 23 percent stronger than stock bolts. The ideal upgrade for big-displacement and high-compression racing applications or Stage III or Stage IV builds. Lock down your top end, for the long run.

- Black oxide finish with Screamin' Eagle logo provides corrosion resistance and showcases performance.
- Premium 8740 chromoly steel bolts provide a 23% increase in ultimate strength and 23% increase in yield strength compared to Original Equipment head bolts for desirable clamp load on a higher-compression engine.
- Cost savings – these bolts may be reused if the top end is disassembled for upgrades or service
- Perfect upgrade during a Screamin' Eagle® Stage III or Stage IV installation.

10400069

Fits '17-later Milwaukee-Eight engines.



B. SCREAMIN' EAGLE® MILWAUKEE-EIGHT® – HEADBOLT KIT

Street legal and/or street compliant statements refer to products meeting EPA (49-State) and/or California (50-State) emissions and noise standards in the United States as specified.

The street legal and/or street compliant statements may not apply to markets outside of the United States.

48 SCREAMIN' EAGLE®

Milwaukee-Eight® Engine Trim

A. SCREAMIN' EAGLE® TIMER COVER INSERTS - STAGE KIT LOGO

Showcase your bike's performance enhancements with the Screamin' Eagle® Stage Inserts. The Stage Inserts are made to complement the Screamin' Eagle Timer Cover Base (sold separately).

Fits '18-'24 Softail® and '17-later Touring and Trike models equipped with Screamin' Eagle Timer Cover Base P/N 25600117.

1. 25600118 107 Stage I.
2. 25600119 107 Stage II.
3. 25600132 114 Stage I.
4. 25600120 114 Stage II.
5. 25600121 114 Stage III.
6. 25600122 114 Stage IV.
7. 25600123 117 Stage II.
8. 25600124 117 Stage III.
9. 25600125 117 Stage IV.
10. 25600153 119 Stage III.
11. 25600154 122 Stage III.
12. 25600127 128 Stage IV.
13. 25600129 131 Stage IV.
14. 25600162 135 Stage IV.

Shown with:

15. SCREAMIN' EAGLE® TIMER COVER BASE

Showcase your bike's performance enhancements with the Screamin' Eagle Timer Cover Base. Start with this black Timer Cover and then select a Screamin' Eagle Stage Upgrade Insert that matches your engine size and Stage upgrades. (Inserts sold separately.)

25600117
Fits '18-later Softail and '17-later Touring and Trike models. Requires separate purchase of Screamin' Eagle Stage Insert. Does not fit center cooled models.

B. SCREAMIN' EAGLE® TIMER COVER MEDALLIONS

Brag a little. Let the world know you're running Harley-Davidson® V-Twin performance. These Screamin' Eagle® Timer Cover Inserts show off what upgrade you've made and complement a Chrome or Black engine finish..

Fits '23-later Center Cooled models.

1. 14102070 117ci Stage I.
2. 14102071 117ci Stage II.
3. 14102072 121ci Stage I.
4. 14102073 121VVT Stage I.
5. 14102074 122Ci Stage III.
6. 14102078 131ci Stage IV.
7. 14102079 135ci Stage IV.

Street legal and/or street compliant statements refer to product meeting 50-State emissions and noise standards in the United States.

The street legal and/or street compliant statements may not apply to markets outside of the United States.



A. SCREAMIN' EAGLE STAGE INSERTS & TIMER COVER BASE



B. SCREAMIN' EAGLE® TIMER COVER MEDALLIONS



C. SCREAMIN' EAGLE® DERBY COVERS – GLOSS BLACK



D. SCREAMIN' EAGLE® DERBY COVERS – CHROME



E. SCREAMIN' EAGLE® 131 DERBY COVER – BLACK



E. SCREAMIN' EAGLE® 131 DERBY COVER – CHROME



F. SCREAMIN' EAGLE® 135 DERBY COVER – BLACK



F. SCREAMIN' EAGLE® 135 DERBY COVER – CHROME

SCREAMIN' EAGLE® 49

Milwaukee-Eight® Engine Trim

C. SCREAMIN' EAGLE® DERBY COVERS – GLOSS BLACK

Advertise the goods. This bold new Screamin' Eagle® derby cover tells the world you've taken a Harley-Davidson® Milwaukee-Eight® engine beyond stock. Beautifully finished in chrome or gloss black, designed to fit many Touring, Trike and Softail® models.

- High contrast paint fill pops against derby cover finish while red Bar & Shield provides a premium performance look
- Gloss Black finish matches other dark finishes

25701403

Fits '16-later Touring and Trike and '15-later FLHTCUL and FLHTKL models. Also fits '07-later Touring and Trike models equipped with Narrow-Profile Outer Primary Cover P/N 25700385 or 25700438.

25701407

Fits '18-later FLSB and '19-later Softail® models. Also fits '18 Softail models equipped with Narrow Profile Primary Cover P/Ns 25701077, 25700913, 25700937, 25700941, 25701039, 25701040 and 25701043.

D. SCREAMIN' EAGLE® DERBY COVERS – CHROME

Advertise the goods. This bold new Screamin' Eagle® derby cover tells the world you've taken a Harley-Davidson® Milwaukee-Eight engine beyond stock. Beautifully finished in chrome or gloss black, designed to fit many Touring, Trike and Softail models.

- Black paint fill pops against derby cover finish while Red Bar & Shield provides a premium performance look
- Chrome finish matches other bright finishes

25701404

Fits '16-later Touring and Trike and '15-later FLHTCUL and FLHTKL models. Also fits '07-later Touring and Trike models equipped with Narrow-Profile Outer Primary Cover P/N 25700385 or 25700438.

25701408

Fits '18-later FLSB and '19-later Softail models. Also fits '18 Softail models equipped with Narrow Profile Primary Cover P/Ns 25701077, 25700913, 25700937, 25700941, 25701039, 25701040 and 25701043

E. SCREAMIN' EAGLE® 131 DERBY COVER

Brag a little. Let the world know you're running 131 cubic inches of Harley-Davidson® V-Twin performance. Durable black finish matches black engine or contrasts with chrome engine finishes.

Fits '16-later Touring and Trike and '15-later FLHTCUL and FLHTKL models. Also fits '07-later Touring and Trike models equipped with Narrow-Profile Outer Primary Cover P/N 25700385 or 25700438.

25701573 Black.

25701574 Chrome.

F. SCREAMIN' EAGLE® 135 DERBY COVER

Brag a little. Let the world know you're running 135 cubic inches of Harley-Davidson® V-Twin performance.

Fits '16-later Touring and Trike and '15-later FLHTCUL and FLHTKL models. Also fits '07-later Touring and Trike models equipped with Narrow-Profile Outer Primary Cover P/N 25700385 or 25700438.

25701480 Black.

25701517 Chrome.

Street legal and/or street compliant statements refer to products meeting EPA (49-State) and/or California (50-State) emissions and noise standards in the United States as specified.

The street legal and/or street compliant statements may not apply to markets outside of the United States.

50 SCREAMIN' EAGLE®

Builder Components

A. SCREAMIN' EAGLE® 68MM – THROTTLE BODY

Large bore 68mm throttle body. Designed for use with 68mm Extreme CNC ported intake manifold. Combination provides increased flow and air velocity to maximize power of large-displacement engines.

27300194

Replacement throttle body for '21-later Touring models equipped with Screamin' Eagle® Milwaukee-Eight® Stage IV 135CI Performance Crate engine. Compatible with all Screamin' Eagle Milwaukee-Eight High-Flow Air cleaners.

B. SCREAMIN' EAGLE 68MM EXTREME CNC PORTED INTAKE MANIFOLD

The ultimate large bore 68mm CNC ported intake manifold. New shaped geometry informed by extensive testing by the Harley-Davidson Factory Racing Team for the King of the Baggers racing series. Designed for use with Screamin' Eagle® 68mm Throttle Body. CNC machined for precise port matching. Combination provides increased flow and air velocity to maximize power of large-displacement engines. Screamin' Eagle® products are not available for sale and are not street legal in all countries. Please contact your local dealer for more information.

27300217

Fits all Center Cooled Touring equipped with a Screamin Eagle 131ci or 135ci Stage IV Kit. Original equipment on Screamin Eagle 135ci Center-Cooled Crate Engines.

Large bore 68mm intake manifold. Designed for use with Screamin' Eagle 68mm Throttle Body. CNC machined for precise port matching. Combination provides increased flow and air velocity to maximize power of large-displacement engines.

27300210

Fits '21-later Touring models equipped with Screamin' Eagle® Milwaukee-Eight® Stage IV 135CI Performance Crate engine. All models require ECM calibration with Screamin' Eagle® Pro Street Tuner for proper installation. Does not fit California models.

C. SCREAMIN' EAGLE HIGH-FLOW 68MM CAST MANIFOLD

Large bore as-cast 68mm intake manifold. New shaped geometry informed by extensive testing by the Harley-Davidson Factory Racing Team for the King of the Baggers racing series. Designed for use with Screamin' Eagle® 68mm Throttle Body. Combination provides increased flow and air velocity to maximize power of large-displacement engines. Screamin' Eagle products are not available for sale and are not street legal in all countries. Please contact your local dealer for more information.

27300218


Replacement manifold for all Center Cooled Touring equipped with a Screamin' Eagle Stage IV 131ci or 135ci Stage IV kit.

D. SCREAMIN' EAGLE HIGH COMPRESSION PISTONS – 135 CI

High-compression pistons 4.310" bore. Forged pistons. Piston design and rings engineered to withstand increased combustion forces for outstanding durability.

21900164A

Replacement pistons for '21-later Milwaukee-Eight® Touring models equipped with 135CI Stage IV Performance Crate engine .



A. SCREAMIN' EAGLE 68MM – THROTTLE BODY



B. SCREAMIN' EAGLE 68MM EXTREME CNC PORTED INTAKE MANIFOLD



C. SCREAMIN' EAGLE HIGH-FLOW 68MM CAST MANIFOLD



D. SCREAMIN' EAGLE HIGH COMPRESSION PISTONS – 135 CI



E. SCREAMIN' EAGLE HIGH-FLOW INJECTOR KIT



F. FLYWHEEL & ROD ASSEMBLY – 4-5/8"

SCREAMIN' EAGLE® 51

Builder Components

E. SCREAMIN' EAGLE® HIGH-FLOW INJECTOR KIT

High flow rate fuel injectors designed to maximize power of large-displacement engines. Flow rate of 6.8 g/second.

27400067

Replacement fuel injectors for '21-later Touring models equipped with Screamin' Eagle® Milwaukee- Eight® Stage IV 135CI Performance Crate engine. All models require ECM calibration with Screamin' Eagle® Pro Street Tuner for proper installation. See Dealer for details.

F. FLYWHEEL & ROD ASSEMBLY – 4-5/8"

Flywheel and connecting rod assembly with 4 5/8" stroke.

24100152

Replacement flywheel assembly for '21-later Milwaukee-Eight® Touring models equipped with 135CI Stage IV Performance Crate engine. All models require ECM calibration with Screamin' Eagle® Pro Street Tuner for proper installation. See Dealer for details.

52 SCREAMIN' EAGLE®

Builder Components

A. SCREAMIN' EAGLE® 4.31" BIG BORE BOLT-ON CYLINDERS

Increase the displacement of your Milwaukee-Eight® engine without removing the engine from the chassis. The Screamin' Eagle product team has engineered a patent protected 4.31" Big Bore Cylinder that increases the internal bore but slips into the existing case bore without modification. Kit includes front and rear cylinders and gaskets. Screamin' Eagle products are not available for sale and are not street legal in all countries. Please contact your local dealer for more information.

Replacement cylinders for all Center Cooled Touring equipped with a 131ci/135ci Stage IV kit or 135ci Crate Engine.

16800407 Black Highlighted.

16800404 Black Granite.



A. SCREAMIN' EAGLE 4.31" BIG BORE BOLT-ON CYLINDERS – BLACK HIGHLIGHTED



A. SCREAMIN' EAGLE 4.31" BIG BORE BOLT-ON CYLINDERS – BLACK GRANITE

B. SCREAMIN' EAGLE MILWAUKEE-EIGHT® EXTREME PORTED CYLINDER HEADS

This Center-Cooled generation of Extreme Ported Cylinder Heads has been meticulously designed to help optimize air/fuel flow and velocity. Building on the previous Oil/Twin-Cooled generation of CNC-Ported Milwaukee-Eight® Cylinder Heads, the Screamin' Eagle team refined the intake and exhaust ports based on extensive racing efforts to help maximize the flow of high-velocity air through 2mm larger (42mm intake/34mm exhaust) valves than the Original Equipment heads and fully machined the combustion chamber to help optimize combustion efficiency. Due to the new race-inspired intake port geometry, these heads require the use of either Screamin' Eagle® High-Flow 68MM Intake Manifold (P/N 27300218) or Screamin' Eagle® Extreme Flow 68MM CNC Ported Intake Manifold (P/N 27300217). Factory equipped with high-performance valve springs that remain stable with high-lift cams and in high-RPM operation. Screamin' Eagle products are not available for sale and are not street legal in all countries. Please contact your local dealer for more information.

Replacement cylinder heads for all Center Cooled Touring equipped with a 131ci/135ci Stage IV kit or 135ci Crate engine.

16501060 Black Highlighted.

16501059 Black Granite.



B. SCREAMIN' EAGLE MILWAUKEE-EIGHT EXTREME PORTED CYLINDER HEADS – BLACK HIGHLIGHTED



B. SCREAMIN' EAGLE MILWAUKEE-EIGHT EXTREME PORTED CYLINDER HEADS – BLACK GRANITE

C. SCREAMIN' EAGLE SE8-550 CAM - MILWAUKEE-EIGHT ENGINE

The SE8-550 Cam is designed in conjunction with the system-matched components contained in the Screamin' Eagle® Stage IV Kits and Crate Engines. The cam's high lift and long duration profile is ideal for opening the valves to efficiently fill the combustion chamber of larger displacement engines.

25400432

Replacement camshaft for all Center Cooled Touring equipped with a 131ci/135ci Stage IV kit or 135ci Crate engine.



C. SCREAMIN' EAGLE SE8-550 CAM – MILWAUKEE-EIGHT ENGINE

D. SCREAMIN' EAGLE HIGH COMPRESSION PISTONS 131", 4.31" BORE X 4.5" STROKE

High-compression pistons 4.310" bore. Forged flat-top pistons. Piston design and rings engineered to withstand increased combustion forces for outstanding durability. Updated ring package with 1mm compression and scraper rings. Gas-ported to assist with ring sealing while allowing for low-tension and reduced friction.

21900169

Replacement pistons for '24-later FLHX and FLTRX models equipped with a 131ci Stage IV Kit.



D. SCREAMIN' EAGLE HIGH COMPRESSION PISTONS 131", 4.31" BORE X 4.5" STROKE

SCREAMIN' EAGLE® 53

Builder Components

E. SCREAMIN' EAGLE® 4.155" BIG BORE BOLT-ON CYLINDERS – MILWAUKEE-EIGHT® ENGINE – BLACK HIGHLIGHTED

Increase the displacement of your Milwaukee-Eight® engine without removing the engine from the chassis. The Screamin' Eagle product team has engineered a patent protected 4.155" Big Bore Cylinder that increases the internal bore but slips into the existing case bore without modification. When combined with the appropriate piston combination in the Screamin' Eagle Stage III kits, these cylinders can increase the displacement of your Milwaukee-Eight engine from 117CI to 122CI. Kit includes front and rear cylinders and gaskets.

16800437

Replacement cylinders for '24-later FLHX and FLTRX and '25-later FLHXU models equipped with a Screamin' Eagle® 122ci Stage III kit.

F. SCREAMIN' EAGLE FORGED HIGH-COMPRESSION PISTON KIT – 4.155" X 4.5" (122CI)

Developed to work in concert with the Screamin' Eagle® Milwaukee-Eight 122CI engine Stage III kits, these pistons increase the engine's compression to 10.9:1 and deliver impressive gains in torque and horsepower when coupled with those kits. Forged from high-strength aluminum. Precision-machined and features coated skirts for a tight-tolerance fit and quieter operation. Complete kit includes two pistons, rings, wrist pins and clips.

21900130A

Replacement pistons for '24-later FLHX and FLTRX and '25-later FLHXU models equipped with a Screamin' Eagle 122ci Stage III kit.



E. SCREAMIN' EAGLE 4.155" BIG BORE BOLT-ON CYLINDERS – MILWAUKEE-EIGHT ENGINE - BLACK HIGHLIGHTED



F. SCREAMIN' EAGLE FORGED HIGH-COMPRESSION PISTON KIT – 4.155" X 4.5" (122CI)

54 MILWAUKEE-EIGHT®

Builders Components

A. SCREAMIN' EAGLE® MILWAUKEE-EIGHT® ENGINE EXTREME CNC PORTED CYLINDER HEADS

Designed as part of the 128CI and 131CI Screamin' Eagle® Milwaukee-Eight® Stage IV Performance Kit, this second generation of Extreme Ported Cylinder Heads has been meticulously designed to optimize air/fuel flow and velocity. Improving on the first generation of CNC-Ported Milwaukee-Eight® Cylinder Heads, the Screamin' Eagle team refined the intake and exhaust ports to maximize the flow of high-velocity air through the 1mm larger valves of 128CI and 131CI engines and fully machined the combustion chamber to optimize combustion efficiency. When combined with a larger bore throttle body, these CNC Cylinder Heads provide significantly improved efficiency of cylinder filling, leading to more explosive power and increased rear-wheel torque compared to stock. The Extreme Ported Cylinder Heads are factory equipped with high-performance valve springs that remain stable with high-lift cams and in high-RPM operation.

Replacement cylinder heads for Air/Oil-Cooled™ '17-later Milwaukee-Eight models equipped with 128 or 131CI Stage IV kits. All models require ECM calibration with Screamin' Eagle Pro Street Tuner for proper installation. See Dealer for details.

16500750 Oil Cooled – Black Highlighted.

16500749 Oil Cooled – Black Granite.

Replacement cylinder heads for Twin-Cooled™ '17-later Milwaukee-Eight models equipped with 128 or 131CI Stage IV kits. All models require ECM calibration with Screamin' Eagle Pro Street Tuner for proper installation. See Dealer for details.

16500748 Twin-Cooled™ – Black Highlighted.

16500747 Twin-Cooled™ – Black Granite.

B. SCREAMIN' EAGLE® MILWAUKEE-EIGHT® ENGINE CNC PORTED CYLINDER HEADS

Designed in conjunction with the system-matched components of the Screamin' Eagle® Milwaukee-Eight® Stage IV Performance Kit, these CNC-Ported Cylinder Heads have been meticulously machined to optimize air/fuel flow and velocity. Starting with a unique Screamin' Eagle cylinder head casting, the Screamin' Eagle team has dedicated countless hours of computer simulation and flow bench testing to maximize the flow through the intake and exhaust ports. The ports are meticulously machined on our five-axis CNC machine to increase the velocity of the intake charge and to maximize exhaust scavenging. When combined with a larger bore throttle body, these CNC Cylinder Heads provide improved efficiency of cylinder filling, leading to more explosive power and increased rear wheel torque when compared to stock.

The CNC Ported Heads are factory equipped with high-performance valve springs that remain stable with high-lift cams and in high RPM operation.

Replacement cylinder heads for Twin-Cooled™ '17-later Touring and CVO™ models equipped with Screamin' Eagle Milwaukee-Eight 114 or 117CI Stage IV Kits. All models require ECM calibration with Screamin' Eagle Pro Street Tuner for proper installation. See Dealer for details.

16500379 Twin-Cooled – Black Highlighted.

16500527 Twin-Cooled – Black Granite Highlighted.

Replacement cylinder heads for Air/Oil-Cooled™ '18-later Softail® and '17-later Touring and CVO models equipped with Screamin' Eagle Milwaukee-Eight 114 or 117CI Stage IV Kits. All models require ECM calibration with Screamin' Eagle Pro Street Tuner for proper installation. See Dealer for details.

16500512 Air/Oil-Cooled – Black Highlighted.

16500538 Air/Oil-Cooled – Black Granite Highlighted.



A. SCREAMIN' EAGLE® MILWAUKEE-EIGHT ENGINE EXTREME CNC PORTED CYLINDER HEADS – TWIN-COOLED – BLACK GRANITE



B. SCREAMIN' EAGLE MILWAUKEE-EIGHT ENGINE CNC PORTED CYLINDER HEADS – AIR/OIL-COOLED – BLACK HIGHLIGHTED

Street legal and/or street compliant statements refer to product meeting 50-State emissions and noise standards in the United States.

The street legal and/or street compliant statements may not apply to markets outside of the United States.

MILWAUKEE-EIGHT® 55

Builders Components

C. SCREAMIN' EAGLE® 4.310" BIG BORE BOLT-ON CYLINDERS MILWAUKEE-EIGHT POWERTRAIN

Increase the displacement of your Milwaukee-Eight® engine without removing the engine from the chassis. The Screamin' Eagle® team has engineered a patent-protected 4.310" Big Bore Cylinder that increases the internal bore but slips into the existing case bore without modification. When combined with the appropriate piston and flywheel combination in the Screamin' Eagle Stage IV kits, these cylinders can increase the displacement of your Milwaukee-Eight® engine from 107CI to 128CI or a 114CI & 117CI to 131CI. The kit includes front and rear cylinders and gaskets.

Replacement cylinders for '17-later Milwaukee-Eight models equipped with 128 or 131CI Stage IV kits.

16800210 Black Highlighted.

16800212 Black Granite.

D. SCREAMIN' EAGLE® 4.155" BIG BORE BOLT-ON CYLINDERS - MILWAUKEE-EIGHT® ENGINE

Increase the displacement of your Milwaukee-Eight® engine without removing the engine from the chassis. The Screamin' Eagle product team has engineered a patent protected 4.155" Big Bore Cylinder that increases the internal bore but slips into the existing case bore without modification. When combined with the appropriate piston and flywheel combination in the Screamin' Eagle Stage IV kits, these cylinders can increase the displacement of your Milwaukee-Eight engine from 107CI to 119CI or from 114CI & 117CI to 122CI. The kit includes front and rear cylinders and gaskets.

Replacement cylinders for '17-later Milwaukee-Eight models equipped with Screamin' Eagle 119 or 122ci Stage III kits.

16800330 Black Highlighted.

Replacement cylinders for '17-later Milwaukee-Eight models equipped with Screamin' Eagle 119 or 122ci Stage III kits.

16800332 Black Highlighted.

E. SCREAMIN' EAGLE® 4.075" BIG BORE BOLT-ON CYLINDERS – MILWAUKEE-EIGHT® POWERTRAIN

Now, you can increase the displacement of your Milwaukee-Eight® engine without removing the engine from the chassis. The Screamin' Eagle team has engineered a 4.075" Big Bore Cylinder that increase the internal bore but slips into the existing case bore without modification. When combined with the appropriate piston and flywheel combination in the Screamin' Eagle® Stage III or IV kits, these cylinders can increase the displacement of your Milwaukee-Eight engine from 107 to 114CI or 114 to 117CI. The kit includes front and rear cylinders and cylinder head and cylinder base gaskets.

Replacement cylinders for '18-later Softail® and '17-later Milwaukee-Eight models equipped with Screamin' Eagle 114 or 117CI Stage III and IV kits.

16800120 Black Highlighted.

16800125 Black Granite.

16800174 Black (non-highlighted).



C. SCREAMIN' EAGLE® 4.310" BIG BORE BOLT-ON CYLINDERS MILWAUKEE-EIGHT POWERTRAIN – BLACK HIGHLIGHTED



D. SCREAMIN' EAGLE 4.155" BIG BORE BOLT-ON CYLINDERS MILWAUKEE-EIGHT ENGINE – BLACK NON-HIGHLIGHTED



E. SCREAMIN' EAGLE 4.075" BIG BORE BOLT-ON CYLINDERS – MILWAUKEE-EIGHT POWERTRAIN

Street legal and/or street compliant statements refer to product meeting 50-State emissions and noise standards in the United States.

The street legal and/or street compliant statements may not apply to markets outside of the United States.

MILWAUKEE-EIGHT

56 MILWAUKEE-EIGHT®

Builders Components

A. SCREAMIN' EAGLE HIGH COMPRESSION PISTONS

Developed to work in concert with the Screamin' Eagle® Milwaukee-Eight® 119CI and 122CI Stage III kits and 128CI and 131CI Stage IV kits, these pistons increase the engine's compression and deliver impressive gains in torque and horsepower when coupled with those kits. Forged from high-strength aluminum, the pistons are precision-machined and feature coated skirts for a tight-tolerance fit and quieter operation. Complete kit includes two pistons, rings, wrist pins and clips.

Replacement pistons for '17-later Milwaukee-Eight models equipped with 128CI Stage IV kits.

21900101 128" – 4.310"
Bore x 4.375" Stroke.

Replacement pistons for 17-later Milwaukee-Eight models equipped with 131CI Stage IV kits.

21900099 131" – 4.310"
Bore x 4.5" Stroke.

Replacement piston for '17-later Milwaukee-Eight models equipped with Screamin' Eagle 107 to 119ci Stage III kit.

21900129 107CI to 119CI.

Replacement pistons for '17-later Milwaukee-Eight models equipped with Screamin' Eagle 114 to 122 Stage III kit.

21900130 114CI or 117CI to 122CI.

B. SCREAMIN' EAGLE FORGED HIGH COMPRESSION PISTON KIT

Developed to work in concert with the Screamin' Eagle Milwaukee-Eight Stage III and IV kits, these pistons increase the engine's compression ratio to 11.0:1, and deliver impressive gains in torque and horsepower when coupled with those kits. Forged from high-strength aluminum, the pistons are precision-machined, and feature coated skirts for a tight tolerance fit and quieter operation. The pistons are equipped with a 1mm, 1mm, 2mm ring pack that features a steel top ring with a friction-fighting coating and a napier second ring. Complete kit includes 2 pistons, rings, wrist pins and clips.

21900084 4.075" Bore x 4-3/8" Stroke –
107 to 114CI Conversion.

Replacement pistons for '18-later Softail, '19-later Touring and '17-later CVO Touring models equipped with Screamin' Eagle Milwaukee-Eight Stage III and IV 107-114CI kit.

21900087 4.075" Bore x 4-1/2" Stroke –
114 to 117CI Conversion.

Replacement pistons for '18-later Softail and '17-later CVO Touring models equipped with Screamin' Eagle Milwaukee-Eight Stage III and IV 114-117CI kit.

C. SCREAMIN' EAGLE HIGH-CAPACITY TAPPETS

This latest version of the Screamin' Eagle High-Capacity Tappet incorporates a special heat treatment on the bearing needles and axle. In addition to the already proven, 25% larger, high-capacity needle bearings, this new heat treat technology increases material hardness and compressive strength, ultimately enabling the tappet to withstand the grueling engine speeds and high valve lift found in many performance engine configurations. The newest technology is identified with a laser-etched "SE" on the axle of the tappet (shown in product image). Set of 4.

18572-13

Fits '18-later Milwaukee-Eight-equipped models, '99-'17 Twin Cam-equipped models and '00-'22 XL and XR models.

Street legal and/or street compliant statements refer to product meeting 50-State emissions and noise standards in the United States.

The street legal and/or street compliant statements may not apply to markets outside of the United States.




A. SCREAMIN' EAGLE® HIGH COMPRESSION PISTONS (21900099 SHOWN)



A. SCREAMIN' EAGLE® HIGH COMPRESSION PISTONS (21900130 SHOWN)




B. SCREAMIN' EAGLE FORGED HIGH COMPRESSION PISTON KIT (21900084 SHOWN)



C. SCREAMIN' EAGLE HIGH-CAPACITY TAPPETS



F. SCREAMIN' EAGLE HIGH-FLOW 64MM THROTTLE BODY – MILWAUKEE-EIGHT ENGINE AND SCREAMIN' EAGLE 64MM CAST INTAKE MANIFOLD



G. SCREAMIN' EAGLE MILWAUKEE-EIGHT EXTREME-FLOW INTAKE MANIFOLD – 64MM



H. SCREAMIN' EAGLE EXTREME-FLOW 55MM INTAKE MANIFOLD



I. SCREAMIN' EAGLE HIGH-FLOW INJECTOR KIT – MILWAUKEE-EIGHT ENGINE (5.5 G/SEC)

SE PRO PERFORMANCE® 57

Builders Components

F. SCREAMIN' EAGLE® HIGH-FLOW 64MM THROTTLE BODY – MILWAUKEE-EIGHT® ENGINE

Standard equipment in Milwaukee-Eight® engine Stage IV Kits, this high-flow 64mm Throttle Body will pass significantly more air and fuel mixture into your engine. Can be used with Original Equipment or High-Flow Injectors. Designed to be used with 64mm intake manifold P/Ns 27300145 or 27300185.

27300147

Replacement throttle for '18-later Softail® and '17-later Touring models equipped with Screamin' Eagle® Milwaukee-Eight Stage IV kits. Compatible with all Screamin' Eagle Milwaukee-Eight High-Flow Air cleaners.

Shown with:

SCREAMIN' EAGLE MILWAUKEE-EIGHT 64MM CAST INTAKE MANIFOLD

27300145

Replacement intake manifold for '18-later Softail and '17-later Touring models equipped with Screamin' Eagle Milwaukee-Eight Stage IV kits.

G. SCREAMIN' EAGLE MILWAUKEE-EIGHT EXTREME-FLOW INTAKE MANIFOLD – 64MM

Optimize performance from your Stage IV equipped Milwaukee-Eight powertrain by bolting on this Extreme-Flow 64mm Intake Manifold. The cast aluminum body and ported intake runners provide smooth, undisturbed air intake you need for maximum power output. Updated calibrations make installation and tuning easy, delivering a 2% to 4% HP increase you'll notice every time you twist the throttle.

27300185

Fits '18-later Softail, and '17-later Touring models equipped with Screamin' Eagle Milwaukee-Eight Stage IV kits. All models require ECM calibration with Screamin' Eagle Pro Street Tuner for proper installation. Pending regulatory approval for use in California. See H-D.com/parts for status.

H. SCREAMIN' EAGLE EXTREME-FLOW 55MM INTAKE MANIFOLD

This Screamin' Eagle 55mm Extreme-Flow Intake Manifold features enhanced, 55mm, air-guzzling geometry and hand-polished intake runners to provide uninhibited airflow to the engine resulting in a 2%-4% increase in horsepower that you will notice. The cast-aluminum construction of this intake manifold withstands sustained high-engine temperatures for reliability even under the harshest riding conditions. This Manifold fits the stock throttle body and all Screamin' Eagle Intake Kits and works well with all current Screamin' Eagle Pro Street Tuner calibrations.

27300167

Fits '18-later Softail and '17-later Touring and Trike models. All models require ECM calibration with Screamin' Eagle Pro Street Tuner for proper installation. 50-state U.S. EPA compliant. **Pending approval for use in California on '20 models. Refer to www.H-D.com/shop for status.**

I. SCREAMIN' EAGLE HIGH-FLOW INJECTOR KIT – MILWAUKEE-EIGHT ENGINE (5.5 G/SEC)*

Standard equipment in Milwaukee-Eight Stage IV Kits, these high-flow injectors provide fuel delivery at the rate of 5.5 grams/second, 24% more than the Original Equipment injectors. Designed to match the increased air velocity and fuel delivery demands of the Milwaukee-Eight engine equipped with big bore cylinders, ported heads and larger throttle body.

27400040

Replacement fuel injectors for '18-later Softail '17-later Touring models equipped with Screamin' Eagle Milwaukee-Eight Stage IV kits. All models require ECM calibration with Screamin' Eagle Pro Street Tuner for proper installation. See Dealer for details.

***NOTICE:** Installation of this kit requires recalibration for proper function. Failure to do so may cause a lean fuel condition, which may result in engine damage.

Street legal and/or street compliant statements refer to product meeting 50-State emissions and noise standards in the United States.


The street legal and/or street compliant statements may not apply to markets outside of the United States.

TWIN CAM POWERTRAIN

Screamin' Eagle® Stage upgrades offer complete street-compliant performance configurations engineered to generate specific torque and horsepower gains. Eliminating all the guesswork and trial-and-error testing normally associated with engine modifications, Stage upgrades include everything you need to enhance your bike's performance.



A. SCREAMIN' EAGLE HEAVY BREATHER PERFORMANCE AIR CLEANER KIT – CHROME



A. SCREAMIN' EAGLE HEAVY BREATHER PERFORMANCE AIR CLEANER KIT – GLOSS BLACK



A. SCREAMIN' EAGLE HEAVY BREATHER PERFORMANCE AIR CLEANER KIT – CHROME



A. SCREAMIN' EAGLE HEAVY BREATHER PERFORMANCE AIR CLEANER KIT – GLOSS BLACK

A. SCREAMIN' EAGLE® HEAVY BREATHER PERFORMANCE AIR CLEANER KIT

This high-flow forward-facing exposed element Air Cleaner Kit is sure to turn heads at the starting line. Featuring a polished elbow and exposed filter, this unique air cleaner system offers improved performance and airflow when compared to the stock or Screamin' Eagle® High-Flow Air Cleaner. The washable and rechargeable filter features a bright chrome end cap with a laser-engraved Screamin' Eagle logo. Intake tube and back plate are made from die-cast lightweight aluminum and are polished and chrome-plated or painted black for a brilliant finish. The back plate features integral breathers and sealed breather bolt plug. Kit includes a water-repellent rain sock and all mounting hardware. 50-State U.S. EPA compliant.

Fits '08-'17 Dyna® (except '16-'17 FXDLS) and '08-'15 Softail models (except '14-'15 FLSTNSE, '11-'12 FLSTSE and '13-'14 FXSBSE). All models require ECM calibration for proper installation. '17 models require recalibration with Screamin' Eagle Pro Street Tuner (sold separately).

29299-08A Chrome.

29098-09A Gloss Black.

NOTE: The washable and rechargeable filter uses a special coating to help filter fine particles from the incoming air. With time, the oil in the filter will dissipate and the element will begin to turn gray. The original red color can be restored with an application of K&N® Air Filter Oil.

Street legal and/or street compliant statements refer to product meeting 50-State emissions and noise standards in the United States.

The street legal and/or street compliant statements may not apply to markets outside of the United States.

60 TWIN CAM

Stage I Upgrade – Intake

A. SCREAMIN' EAGLE® HEAVY BREATHER FILTER COVER – TEARDROP

Dress up the Heavy Breather Air Cleaner with this radical cover. Manufactured from forged aluminum and precision CNC-machined and polished, these easy-to-install two-piece covers add a rich custom look. Cover is available in mirror-chrome or cut back gloss black finish to match your customizing direction. Kit includes water-repellent rain sock.

Fits models equipped with Screamin' Eagle® Heavy Breather Air Cleaner Kits (except Compact Heavy Breather P/N 28716-10A, Heavy Breather Elite P/N 29400173, 29400172 or 29400285, and Milwaukee-Eight® Heavy Breather P/N 29400263 or 29400264).

28739-10A Cut Back Gloss Black – End Logo.

28740-10A Chrome – End Logo.



A. SCREAMIN' EAGLE HEAVY BREATHER FILTER COVER – TEARDROP, CHROME



A. SCREAMIN' EAGLE HEAVY BREATHER FILTER COVER – TEARDROP, CUT BACK GLOSS BLACK

B. SCREAMIN' EAGLE HEAVY BREATHER DECORATIVE ENDCAP – WILLIE G SKULL

Add a sinister touch to your Heavy Breather Air Cleaner. Chrome-plated self-adhesive cover features a forward-facing Willie G Skull medallion.

28720-10

Fits models equipped with Screamin' Eagle Heavy Breather Air Cleaner Kits (except Compact Heavy Breather P/N 28716-10A, Heavy Breather Elite P/N 29400173, 29400172 or 29400285, and Milwaukee-Eight Heavy Breather P/N 29400263 or 29400264).

C. SCREAMIN' EAGLE HEAVY BREATHER DECORATIVE MEDALLION

Add the finishing touch to your Heavy Breather Air Cleaner by installing this medallion. Featuring a bright chrome-plated die-cast base and contrasting black inlay with diamond cut Screamin' Eagle script. Easy-to-install.

29017-09

Fits models equipped with Screamin' Eagle Heavy Breather Air Cleaner Kits (except Compact Heavy Breather P/N 28716-10A, Heavy Breather Elite P/N 29400173, 29400172 or 29400285, and Milwaukee-Eight Heavy Breather P/N 29400263 or 29400264).



B. SCREAMIN' EAGLE HEAVY BREATHER DECORATIVE ENDCAP – WILLIE G SKULL



C. SCREAMIN' EAGLE HEAVY BREATHER DECORATIVE MEDALLION

D. THROTTLE BODY COVER

This cover dresses the area between the Twin Cam cylinders for a custom look. The formed cover hugs the contour and conceals the electronic control module throttle body for a clean appearance. Available in your choice of mirror chrome or gloss black finish. Easy-to-install kit includes gaskets.

Fits '14-'15 FLSTNSE, '11-'12 FLSTSE, '13-'14 FXSBSE, and '16-'17 FXDLS and Softail®, '08-'16 Touring and Trike models equipped with Screamin' Eagle Heavy Breather or Burst Air Cleaner Kit.

61300109 Chrome.

61300110 Gloss Black.



D. THROTTLE BODY COVERS



E. SCREAMIN' EAGLE VENTILATOR ELITE AIR CLEANER KIT – CHROME



E. SCREAMIN' EAGLE VENTILATOR ELITE AIR CLEANER KIT – GLOSS BLACK



E. SCREAMIN' EAGLE VENTILATOR ELITE AIR CLEANER KIT



F. SCREAMIN' EAGLE VENTILATOR PERFORMANCE AIR CLEANER KIT – CHROME



F. SCREAMIN' EAGLE VENTILATOR PERFORMANCE AIR CLEANER KIT – GLOSS BLACK

TWIN CAM 61

Stage I Upgrade – Intake

E. SCREAMIN' EAGLE® VENTILATOR ELITE AIR CLEANER KIT

This low-profile oval air cleaner features a 360° exposed filter element and a cast back plate designed to provide maximum airflow to the throttle body. This easy-to-install air cleaner produces significant performance gains, while the sleek center bar design cover with carbon fiber inserts add a luxurious touch. This complete kit includes low-profile air cleaner cover, high-flow filter element, back plate, diamond-cut Screamin' Eagle medallion, protective rain sock and all required installation hardware. Street compliant when used with stock mufflers. 50-State U.S. EPA compliant.

Fits '16-'17 FXDLS and Softail® and '09-'16 Touring and Trike models. Also fits '11-'17 CVO™ Softail models. All models require ECM calibration for proper installation. '17 models require recalibration with Screamin' Eagle® Pro Street Tuner (sold separately).

29400217 Chrome.

29400218 Gloss Black.

Fits '16-'17 FXDLS and Softail, '14-'17 CVO Softail and '14-'16 Touring and Trike models equipped with Screamin' Eagle 58mm Throttle Body. All models require ECM calibration for proper installation. '17 models require recalibration with Screamin' Eagle Pro Street Tuner (sold separately).

29400219 Chrome.

29400230 Gloss Black.

Also available:

SCREAMIN' EAGLE VENTILATOR ELITE AIR CLEANER COVER

Add a luxurious finishing touch to your Ventilator Air Cleaner. Designed as a direct replacement for the Screamin' Eagle and CVO Ventilator Air Cleaners, this easy-to-install cover features a sleek center bar design surrounded with carbon fiber inserts. Kit includes low-profile cover, diamond-cut Screamin' Eagle medallion and chrome mounting hardware.

Fits '10-'17 Dyna®, '09-'16 Softail, '09-'16 Touring and Trike models equipped with Ventilator Air Cleaner Kits. Also fits Dyna HO103 and CVO models with Original Equipment Ventilator Air Cleaner.

61300516 Chrome.

61300517 Gloss Black.

F. SCREAMIN' EAGLE VENTILATOR PERFORMANCE AIR CLEANER KIT

Stylish low-profile exposed element air cleaner kit provides increased airflow to boost the power of your fuel-injected engine. The track-inspired exposed element adds a purposeful look to the bike and the included waterproof rain sock protects the filter during inclement weather. This easy-to-install kit includes low-profile air cleaner cover, high-flow filter element, back plate, Screamin' Eagle badge, protective rain sock and all required installation hardware. 50-State U.S. EPA compliant.

Fits '10-'17 Dyna (except '16-'17 FXDLS), and '10-'15 Softail models (except '14-'15 FLSTNSE, '11-'12 FLSTSE and '13-'14 FXSBSE). All models require ECM calibration for proper installation. '17 models require recalibration with Screamin' Eagle Pro Street Tuner (sold separately).

28721-10 Chrome.

28722-10 Gloss Black.

Street legal and/or street compliant statements refer to product meeting 50-State emissions and noise standards in the United States.

The street legal and/or street compliant statements may not apply to markets outside of the United States.

Street legal and/or street compliant statements refer to product meeting 50-State emissions and noise standards in the United States.

The street legal and/or street compliant statements may not apply to markets outside of the United States.

TWIN CAM

62 TWIN CAM

Stage I Upgrade – Intake

A. SCREAMIN' EAGLE® EXTREME BILLET AIR CLEANER KIT



The forged billet aluminum cover tops off a cast back plate with integral breather for a smooth transition to the throttle body. The race-inspired air cleaner is engineered to flow high volumes of air and the washable pleated element provides the ideal combination of efficiency and engine protection. Available in your choice of style and finish, this easy-to-install kit includes all mounting hardware and rain sock. 50-State U.S. EPA compliant.

Fits '16-'17 FXDLS and Softail® and '08-'16 Touring and Trike models with Original Equipment 50mm Throttle Body. All models require ECM calibration for proper installation. '17 models require recalibration with Screamin' Eagle® Pro Street Tuner (sold separately).

29400104 Chisel – Chrome.

29400103 Chisel – Cut Back Gloss Black.

NOTE: The washable and rechargeable filter uses a special coating to help filter fine particles from the incoming air. With time, the oil in the filter will dissipate and the element will begin to turn gray. The original red color can be restored with an application of K&N® Air Filter Oil.



A. EXTREME BILLET AIR CLEANER KIT – CHISEL, CHROME



A. EXTREME BILLET AIR CLEANER KIT – CHISEL, CUT BACK GLOSS BLACK



A. EXTREME BILLET AIR CLEANER KIT



A. EXTREME BILLET AIR CLEANER KIT (SHOWN WITH RAIN SOCK)

Street legal and/or street compliant statements refer to product meeting 50-State emissions and noise standards in the United States.

The street legal and/or street compliant statements may not apply to markets outside of the United States.

TWIN CAM 63

Stage I Upgrade – Intake

B. SCREAMIN' EAGLE® HIGH-FLOW AIR CLEANER – TWIN CAM



The High-Flow Air Cleaner Kit provides increased airflow to boost the power of your fuel-injected model. Kit features a one-piece cast back plate with integral breather and mounting brackets for simplified installation and a synthetic washable air cleaner element that does not require oiling. Available with a brilliant chrome or black back plate, this round air cleaner element can be dressed with most Original Equipment or accessory air cleaner covers. Or choose to flaunt your performance gains with the open element look, and finish it off with a Rain Sock Kit P/N 28728-10 and custom Air Cleaner Trim from one of the Harley-Davidson® decorative collections. This kit includes air cleaner, back plate, breather and all required hardware. 50-State U.S. EPA compliant.

Fits '16-later Softail® and '14-'16 Touring and Trike models (except CVO™ Touring) with Original Equipment 50mm Throttle Body. All models require ECM calibration for proper installation. '17 models require recalibration with Screamin' Eagle® Pro Street Tuner (sold separately).

29400234 Chrome.

29400233 Texture Black.

Fits '08-'15 Softail models (except CVO Softail). Also fits '08-'17 Dyna® (except '16-'17 FXDLS) models equipped with accessory Air Cleaner Cover. Also fits '04-'07 EFI Dyna, '01-'07 EFI Softail, and '02-'07 EFI Touring. FXS, FLS, FLSTSB and '13-'17 FXDB models require separate purchase of Gasket P/N 29591-99 and Screw P/N 29703-00. All models require ECM calibration for proper installation. '17 models require recalibration with Screamin' Eagle Pro Street Tuner (sold separately).

29400240 Chrome.

29400239 Texture Black.

Fits '08-'13 Touring and Trike models (except CVO Touring) with Original Equipment 50mm throttle body. All models require ECM calibration for proper installation.

29400238 Chrome.

29400237 Texture Black.

Fits '16-'17 FXDLS and Softail, '14-'17 CVO Softail, and '14-'16 Touring and Trike models equipped with Screamin' Eagle 58mm EFI Throttle Body. Requires separate purchase of an Accessory Air Cleaner Cover. All models require ECM calibration for proper installation. '17 models require recalibration with Screamin' Eagle Pro Street Tuner (sold separately).

29400222 Raw Aluminium.



B. HIGH-FLOW AIR CLEANER KIT – CHROME (29400234 SHOWN)



B. HIGH-FLOW AIR CLEANER KIT – BLACK (29400233 SHOWN)



B. HIGH-FLOW AIR CLEANER KIT – BLACK (29400239 SHOWN)



B. HIGH-FLOW AIR CLEANER KIT – CHROME (29400240 SHOWN)

Street legal and/or street compliant statements refer to product meeting 50-State emissions and noise standards in the United States.

The street legal and/or street compliant statements may not apply to markets outside of the United States.

64 TWIN CAM

Stage I Upgrade – Intake

A. SCREAMIN' EAGLE® AIR CLEANER TRIM

Dress your air cleaner in the traditional H-D orange and black. Easy-to-install trim features Screamin' Eagle® script set against a gloss black background.

61300299

Fits '16-'17 Softail® (except FLSTFBS and FXSE) and '14-'16 Touring and Trike models with Original Equipment air cleaner cover. Does not fit CVO™ models.

29503-07

Fits '07 Dyna®, '07-'15 Softail (except FLSTSB and FXS), '07-'13 Touring and Trike models models with Original Equipment air cleaner cover.

B. SCREAMIN' EAGLE AIR CLEANER RAIN SOCK

Add the open-element look to your Screamin' Eagle High-Flow style Air Cleaner. This easy-to-install kit allows you to replace the traditional Original Equipment air cleaner cover with custom inserts from one of the H-D® Decorative Collections. Kit includes a breathable mesh cover with classic Bar & Shield logo that stretches over the filter to maximize airflow while protecting the exposed element from the rain. Fits traditional cone-shaped air cleaner elements featured in many Screamin' Eagle Twin Cam Stage Kits.

28728-10

Fits Screamin' Eagle Round High-Flow Air Cleaner Kits.

C. SCREAMIN' EAGLE AIR CLEANER BACK PLATE KITS

Finished in brilliant chrome or wrinkle black, these replacement back plates complement the finish of your engine. Cast back plate design features integral breather and mounting brackets for simplified installation.

Fits models equipped with Screamin' Eagle High-Flow Air Cleaner Kits. Installation may require separate purchase of (2) O-Ring P/N 11292, (2) Breather Tube P/N 29557-05 and (2) Breather Screw P/N 29465-99. See your Dealer for details.

Fits '99-'07 Dyna, '99-'15 Softail (except '11-later CVO) and '02-'07 Touring models.

29510-05 Chrome.

29586-06 Wrinkle Black.

Fits '08-'15 Dyna®, '08-'13 Touring and Trike models with Original Equipment Teardrop Air Cleaner Cover.

29319-08 Wrinkle Black.



A. SCREAMIN' EAGLE AIR CLEANER TRIM (61300299 SHOWN)



A. SCREAMIN' EAGLE AIR CLEANER TRIM (29503-07 SHOWN)



B. SCREAMIN' EAGLE AIR CLEANER RAIN SOCK (SHOWN WITH #1 SKULL AIR CLEANER TRIM)



Multi-Fit

'08-'13 Touring

'08-'15 Dyna

C. SCREAMIN' EAGLE AIR CLEANER BACK PLATE KITS

Street legal and/or street compliant statements refer to product meeting 50-State emissions and noise standards in the United States.

The street legal and/or street compliant statements may not apply to markets outside of the United States.

TWIN CAM 65

Stage I Upgrade – Dyna® Exhaust

D. MUFFLER END CAPS – 3.25"

These easy-to-install caps allow you to finish your 3.25" Screamin' Eagle® mufflers your way. Sold in pairs. Installation hardware included.

Fits '14-'22 XL and '07-'17 Softail® models equipped with Screamin' Eagle Street Cannon Mufflers.

65100044 Chrome – Slash Up/Down/Out.

65100063 Jet Black – Slash Up/Down/Out.

E. JET BLACK EXHAUST SHIELD KIT – TOURING

Available for 2-into-1 and 2-into-2 exhaust systems, these formed steel exhaust shields feature a unique jet black ceramic coating that complements the jet black Screamin' Eagle Street Cannon Slip-On Mufflers. The jet black coating maintains its uniform black finish and has survived stringent Harley-Davidson testing for durability and corrosion resistance. Manufactured to Original Equipment standards for exacting fit, the easy-to-install kit includes front and rear head pipe shields.

64981-09

Fits '09-'16 Touring and Trike models (except '10 FLHX and FLTRX).



Chrome Slash

Jet Black Slash

D. MUFFLER END CAPS – 3.25"



E. JET BLACK EXHAUST SHIELD KIT – TOURING

NOTE: There is no warranty on exhaust pipes and mufflers with regard to any discoloration. Blueing is caused by tuning characteristics, cam timing, carburetor jetting, over-heating, etc. and is not caused by defective manufacturing.

Street legal and/or street compliant statements refer to product meeting 50-State emissions and noise standards in the United States.

The street legal and/or street compliant statements may not apply to markets outside of the United States.

66 TWIN CAM

Stage I Upgrade – Touring & Trike Exhaust

A. 4" END CAPS – SHORT SLASH UP/DOWN/OUT

These End Cap Kits allow you to personalize your Screamin' Eagle® Street Performance Touring Mufflers. The Short Slash Up/Down/Out End Caps are 2" shorter than our traditional Slash Cut End Caps, and keep the mufflers tucked in close to the saddlebag or Trike model rear valance for a clean custom look. Sold in pairs, the kit includes all required mounting hardware.

65100062

Fits '09-'16 Touring and '09-later Trike models equipped with Screamin' Eagle Street Cannon 4" End Cap Mufflers. Does not fit 4" CVO™ Touring mufflers.

B. MUFFLER END CAPS – 4"

These End Cap Kits allow you to personalize your Screamin' Eagle Street Performance Touring Mufflers. Available in your choice of styles, these easy-to-install caps are dressed with the same finish as the mufflers and exhaust shields for a consistent look front to back. Sold in pairs, the kit includes all required mounting hardware.

Fits '09-'16 Touring and '09-later Trike models equipped with Screamin' Eagle Street Cannon 4" End Cap Mufflers. Does not fit 4" CVO Touring mufflers.

65100019 Slash Up/Down/Out.

65100017 Fishtail.

80611-09 Blunt Revolver.



A. SHORT SLASH UP/DOWN/OUT – 4" MUFFLER END CAPS



B. MUFFLER END CAPS – 4"

Street legal and/or street compliant statements refer to product meeting 50-State emissions and noise standards in the United States.

The street legal and/or street compliant statements may not apply to markets outside of the United States.

TWIN CAM 67

Stage II Upgrade

TWIN CAM STAGE II UPGRADE

Camshafts are a fundamental ingredient in the performance recipe, because they control the timing and duration of all major engine events. They are the primary means by which you can tune your engine's horsepower and torque output. Every cam has unique lift and overlap performance characteristics, which means you need to select cams based on exactly the kind of power you're looking for.



SCREAMIN EAGLE® TWIN CAM PERFORMANCE CAMS

Kits include front and rear cams. Splined rear cam is included for exceptional load handling capability. Gaskets and bearings not included. Cam Installation Kit P/N 17045-99C (sold separately) includes all required gaskets, bearings and seals for proper installation. Dealer installation is recommended and special tools are required for proper installation.

SE-255 CAM KIT

The ultimate in torque cams, this cam offers substantial increase in low end torque for engines up to 110 cubic inches with compression ratios up to 10 to 1. The low end torque increases are great for heavy bikes or for the person who routinely shifts below 4500 RPM and wants the power available to pass without downshifting. The cam still makes peak power above 5000 RPM so people with lighter bikes will enjoy the torque increases without feeling like the bike runs out of air at higher engine speeds. 50-State U.S. EPA compliant.

25638-07

For use on '09-'13 Dyna®, Softail®, and '09-'13 Touring and Trike models with 103CI and 110CI engines. All EFI models require ECM calibration for proper installation. Labor cost not included. See Dealer for details.

SE-259E CAM KIT

Developed specifically for big displacement Twin Cam engines, this cam has a modern lobe design that allows for higher valve lifts for a given duration. A high-lift version of the SE-211 camshaft, this cam works great with 103-cubic-inch and larger engines with free-flowing intake and exhaust. It can be used with stock heads (updated with race springs) and high-compression pistons for even more torque than a SE-211 cam or can be coupled with any of the performance heads to realize the full power potential. 50-State U.S. EPA compliant.

25482-10

For use on '11-'15 103CI and 110CI Touring and Trike models. Installation requires separate purchase of Performance Valve Spring Kit P/N 18013-03A. All EFI models require ECM calibration for proper installation. Labor cost not included. See Dealer for details.

SE-585 CAM KIT

This cam is a great match for riders of heavy Touring bikes looking for big torque at the low end. Just a quick downshift to fourth gear results in an effortless pass of that slow-moving tractor-trailer ahead of you. This cam provides an early hit of torque at the low end of the RPM spectrum. A unique combination of lift, cam lobe duration and an enhanced cam profile ramp provides a performance boost you can feel. The cam's QRD (Quiet Ramp Design) delivers high torque throughout the RPM range while reducing valve train noise. 50-State U.S. EPA compliant.

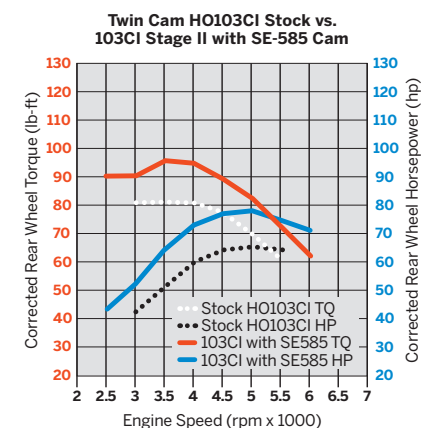
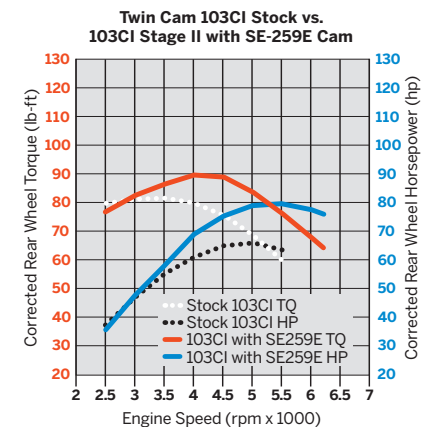
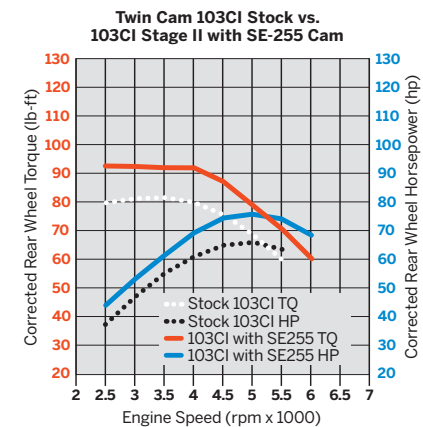
25400117

For use on '14-'16 Touring models with the use of a 58mm Throttle Body. Also fits '14-'16 CVO™ Touring models with or without the use of a 58mm Throttle Body. Does not fit Trike models. Installation requires separate purchase of Performance Valve Spring Kit P/N 18013-03A. All EFI models require ECM calibration for proper installation. Labor cost not included. See Dealer for details.

NOTE: Separate purchase of Cam Drive Retention Kit P/N 25566-06 and Cam Spacer Kit P/N 25928-06 may be required. These kits contain five different spacers to achieve proper sprocket alignment. Individual spacers can be purchased separately.

Street legal and/or street compliant statements refer to product meeting 50-State emissions and noise standards in the United States.

The street legal and/or street compliant statements may not apply to markets outside of the United States.



TWIN CAM

SCREAMIN' EAGLE® TWIN CAM CONVERSION KIT WITH CAMS – 88CI TO 95CI

When stock cams just won't do. This Big Bore Kit provides the parts you need to increase the horsepower of your EFI-equipped model. The kit increases the displacement of your '99-'06 Twin Cam 88® from 88 cubic inches (1450cc) to 95 cubic inches (1550cc).

Kit includes:

- Big Bore Cylinders
- Big Bore Flat Top Pistons and Rings
- SE-203 Cams
- Top End Gasket Kit
- Heavy Duty Clutch Spring

Requires separate purchase of primary cover gasket and Air Cleaner Trim Ring. (Not all components shown.) All EFI-equipped models require ECM calibration* (priced separately). **For race application only.**

Fits '04-'05 EFI Dyna®, '01-'06 EFI Softail® and '02-'06 EFI Touring models.

29775-02C Black Highlighted.

*Recalibration is required for proper installation. See Dealer for details. Labor cost not included.

NOTE: Separate purchase of Cam Spacer Kit P/N 25938-00 is recommended for '99-'06 Touring, '01-'06 Softail and '04-'05 Dyna® models. This kit contains five different spacers to achieve proper sprocket alignment. Individual spacers can be purchased separately. For '06 Dyna models, see service manual for proper procedure and Cam Spacer part numbers.



SCREAMIN' EAGLE® TWIN CAM STAGE III KIT – 103CI TO 110CI

Build a fast, reliable 110-cubic-inch Twin Cam hauler without having to remove the motor from the chassis. This Stage III Street Performance Kit combines system-matched Screamin' Eagle® big bore cylinders, high compression pistons and performance cams and valve train components with the Original Equipment cylinder heads for a cost-effective boost in torque and performance. The exclusive bolt-on 4.0" cylinders are engineered with high strength slim-wall spigots that slip into the factory crank case without any additional machining. The 4" flat top pistons team with the stock cylinder heads to produce a performance-enhancing 10.2:1 compression ratio (10.4:1 on Twin-Cooled™ models), and the highlift SE-585 cam produces a boost in torque throughout the RPM range. 50-State U.S. EPA compliant.

Kit includes:

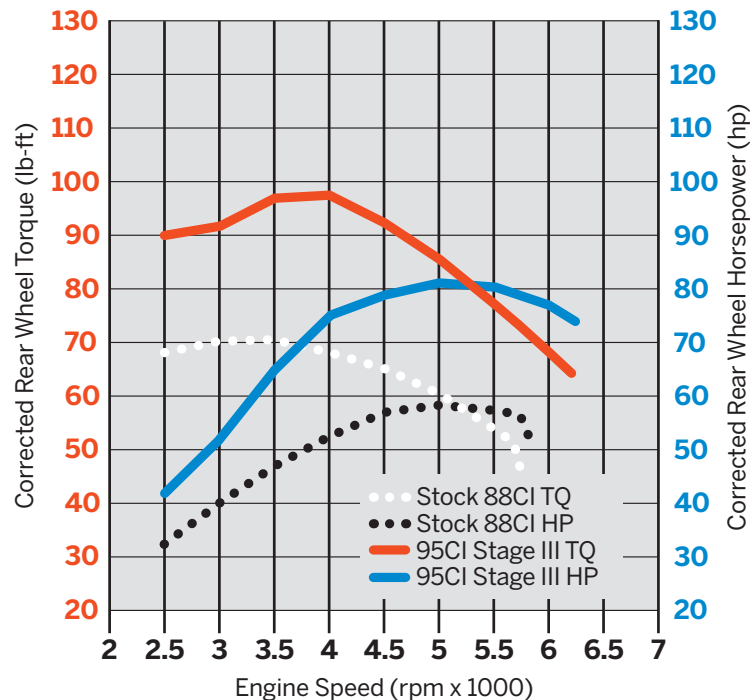
- Screamin' Eagle 4.0" Bolt-On Cylinders
- Forged 10.2:1 Compression Pistons and Rings
- SE-585 Cams
- High Performance Valve Springs
- Perfect-Fit Pushrods
- Screamin' Eagle High-Capacity Roller Tappets
- Top End and Cam Cover Gaskets
- Heavy Duty Clutch Spring

92500035 Black Highlighted. Fits '16-'17 Softail® and '14-'16 Touring models. Does not fit Trike models, FLSS, FLSTFBS, CVO™ 110 models or models with engine cases that have been machined to accept large-bore cylinders. Requires separate purchase of Cam Drive Retention Kit P/N 25566-06. Cam Spacer Kit P/N 25928-06 is recommended. Twin-Cooled models require separate purchase of model-specific head gaskets. All models require recalibration with Screamin' Eagle Pro Street Tuner (sold separately).

NOTE: Installation of automatic or manual compression releases on large displacement engines is highly recommended.



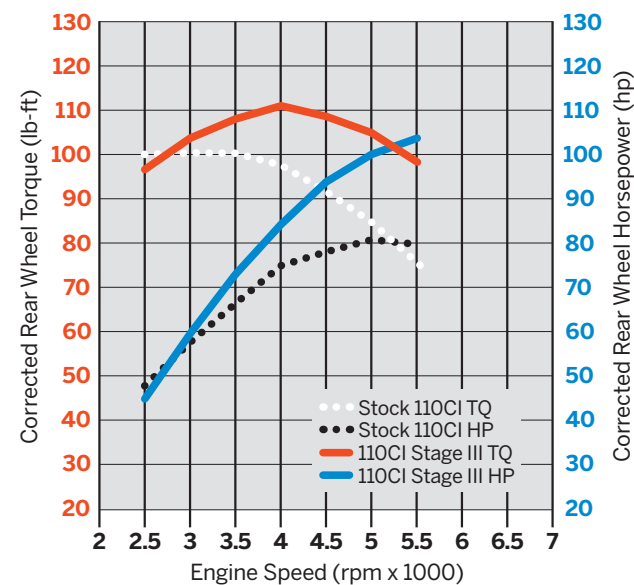
Twin Cam 88 Stock vs. 88 to 95CI Conversion with Cams



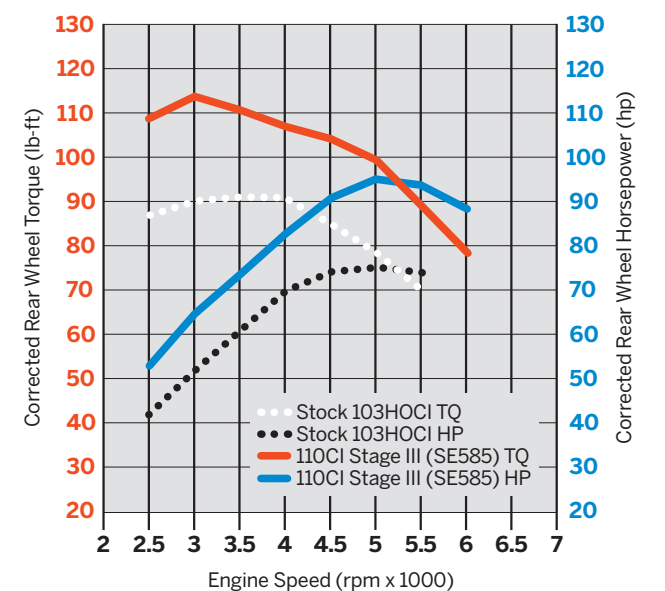
Street legal and/or street compliant statements refer to product meeting 50-State emissions and noise standards in the United States.

The street legal and/or street compliant statements may not apply to markets outside of the United States.

Twin Cam 110 Stock vs. 110CI High Compression Kit with Race-Use Exhaust



Twin Cam 103HO Stock vs. 103 to 110CI Stage III with SE CVO™ Mufflers



Street legal and/or street compliant statements refer to product meeting 50-State emissions and noise standards in the United States.

The street legal and/or street compliant statements may not apply to markets outside of the United States.

SCREAMIN' EAGLE® TWIN CAM STAGE IV KIT – 96CI TO 103CI

If you're looking to turn your 96CI Twin Cam into a track-ready 103, this kit eliminates the guess work.

Kit includes:

- 3-7/8" Big Bore Cylinders
- CNC Ported Factory Cylinder Heads with Performance Valve Springs
- Forged 10.5:1 Compression Piston Kit
- SST Piston Rings
- SE-259E Performance Cam Kit
- Perfect Fit Pushrods
- 58mm Throttle Body
- Intake Manifold
- High-Flow Injector Kit (4.9 g/s)
- Heavy Duty Clutch Spring
- Top End Gasket Kit

The kit also includes high-performance clutch spring and sprocket retention hardware to put the power to the ground. Kit includes top end gaskets. Installation requires separate purchase of Cam Service Kit P/N 17045-99D and Drive Gear Retention Kit P/N 25566-06. **For race application only.**

27516-08F Black Highlighted.

Fits '07-'14 Dyna® and Softail® and '07 Touring models with Original Equipment Twin Cam 96™ engine. Not compatible with cruise control.

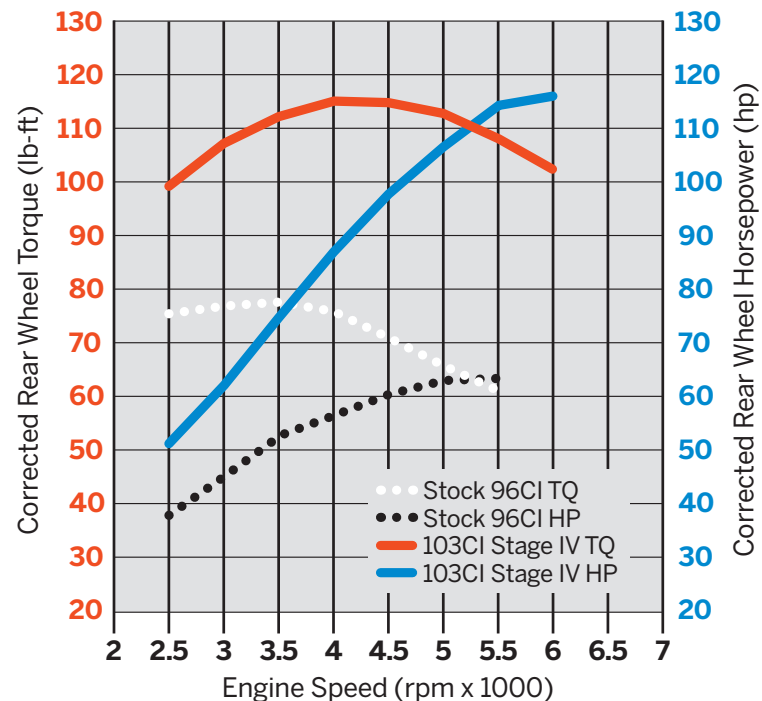
27517-08E Black Highlighted (not shown).

Fits '08-'11 Touring models with Original Equipment Twin Cam 96 engine.



NOTE: Installation of automatic or manual compression releases on large displacement engines is highly recommended.

Twin Cam 96 Stock vs. 103CI Stage IV Kit with Heavy Breather & Street Cannon Mufflers



Street legal and/or street compliant statements refer to product meeting 50-State emissions and noise standards in the United States.

The street legal and/or street compliant statements may not apply to markets outside of the United States.

SCREAMIN' EAGLE® TWIN CAM CONVERSION KIT – 103CI TO 110CI

Bring your Twin Cam motorcycle up to the same 110-cubic-inch displacement and power output as the CVO™ Screamin' Eagle® models without expensive machining or removing the engine from the chassis. This street compliant kit combines the proven SE-255 cams and cylinder heads of the CVO model with exclusive Screamin' Eagle bolt-on 4.0" cylinders and system-matched pistons to deliver high torque and reliable everyday performance. The automatic compression release-equipped cylinder heads and the flat top forged pistons combine to develop a 9.3:1 compression ratio for easy starting, and the Screamin' Eagle lifters ensure quiet reliable valve train operation. 50-State U.S. EPA compliant.

Kit includes:

- Screamin' Eagle 4.0" Bolt-On Cylinders
- Forged 9.3:1 Compression Pistons and Rings
- CVO 110 Cylinder Heads
- SE-255 Cams
- High-Capacity Roller Tappets
- Top End and Cam Cover Gaskets
- Heavy Duty Clutch Spring
- Cam Spacer Kit P/N 25928-06 is recommended

92500031 Black Highlighted.

Fits '10-'16 Touring models (except '14-'16 models with Twin-Cooled™ engines). Does not fit Trike models, CVO 110 models, or models with engine cases that have been machined to accept large bore cylinders. Requires separate purchase of Screamin' Eagle high-flow air cleaner. '10 FLHX and FLTRX models require separate purchase of 2-into-2 Head Pipe Kit and Mufflers. '11-'16 Touring models require installation of CVO Mufflers P/N 64768-09A and 64769-09A or FatShotz Muffler Kit P/N 80847-10 (sold separately). '10-'11 Touring models require ACR Harness P/N 70623-08. Installation requires separate purchase of Primary Cover Gasket, Cam Drive Retention Kit P/N 25566-06. Cam Spacer Kit P/N 25928-06 is recommended. All models require ECM calibration for proper installation.

92500032 Black Highlighted.

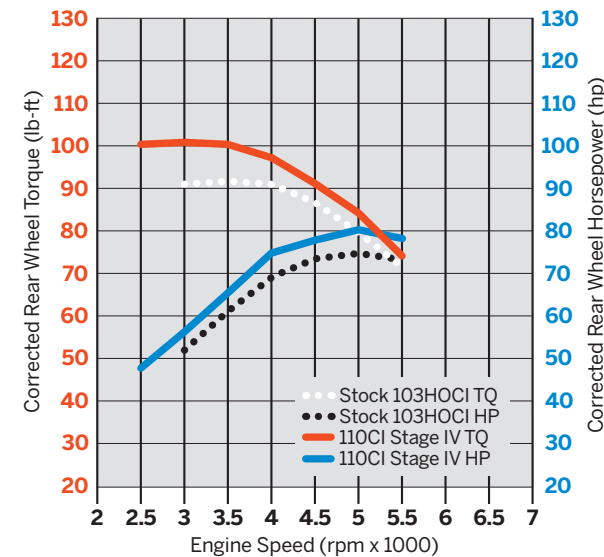
Fits '14-'16 FLHTCU, FLHTCUL, FLHTK, FLHTKL and FLTRU models with Twin-Cooled engines. Does not fit Trike models, CVO 110 models, or models with engine cases that have been machined to accept large bore cylinders. Requires separate purchase of Screamin' Eagle high-flow air cleaner. Installation requires separate purchase of Primary Cover Gasket, Cam Drive Retention Kit P/N 25566-06. Cam Spacer Kit P/N 25928-06 is recommended. All models require ECM calibration for proper installation.

92500033 Black Highlighted.

Fits '11-'17 Dyna® FXD, FXDB and FXDC models equipped with Shorty Dual Exhaust. Installation requires separate purchase of Muffler P/N 64895-09 (Qty 2). Also fits 50-State '10-'17 FXDF and FXDWG models. FXDF and FXDWG models require separate purchase of Mufflers P/N 65884-09 and 65886-09. All Dyna models require separate purchase of Screamin' Eagle high-flow air cleaner. '10-'11 Dyna models require ACR Harness P/N 70623-06. Does not fit models with engine cases that have been machined to accept large-bore cylinders. Also fits 50-State '11-'17 Softail® models (except FLS, FLSS, FLSTFBS, FLSTN, FLSTS, CVO 110 models or models with engine cases that have been machined to accept large-bore cylinders.). Requires separate purchase of Screamin' Eagle high-flow air cleaner. '11 Softail models require ACR Harness P/N 70623-11. Installation requires separate purchase of Primary Cover Gasket, Cam Drive Retention Kit P/N 25566-06. Cam Spacer Kit P/N 25928-06 is recommended. All models require ECM calibration for proper installation. '17 models require recalibration with Screamin' Eagle Pro Street Tuner (sold separately).



Twin Cam 103HO Stock vs. 103 to 110CI Stage IV Conversion Kit



Street legal and/or street compliant statements refer to product meeting 50-State emissions and noise standards in the United States.

The street legal and/or street compliant statements may not apply to markets outside of the United States.

SCREAMIN' EAGLE® TWIN CAM TIRE SHREDDER KIT – 103CI TO 110CI



This comprehensive kit provides a complete package of matched components that allow you to build a high-performance 110CI Twin Cam without impacting the factory warranty. The unique Screamin' Eagle® 4.0" big bore cylinders are engineered to slip into the engine cases without case machining or modification, so the engine stays in the chassis during the build.

Kit includes:

- Screamin' Eagle 4.0" Bolt-On Cylinders
- Forged 10.2:1 High Compression Pistons and Rings
- Screamin' Eagle 58mm Throttle Body
- High Flow Fuel Injectors (5.3 g/s)
- Screamin' Eagle CNC-Ported Cylinder Heads
- SE-259E Cams
- Perfect-Fit Pushrods
- Screamin' Eagle High-Capacity Roller Tappets
- Top End and Cam Cover Gaskets
- Heavy Duty Clutch Spring

92500038

Fits 50-State '14-'16 Touring models. Does not fit Twin-Cooled™ models. Does not fit Trike models, CVO™ 110 models or models with engine cases that have been machined to accept large-bore cylinders. Requires separate purchase of accessory 58mm air cleaner and Cam Drive Retention Kit P/N 25566-06. Cam Spacer Kit P/N 25928-06 is recommended. All models require recalibration with Screamin' Eagle Pro Street Tuner (sold separately).



92500037A Black Highlighted.

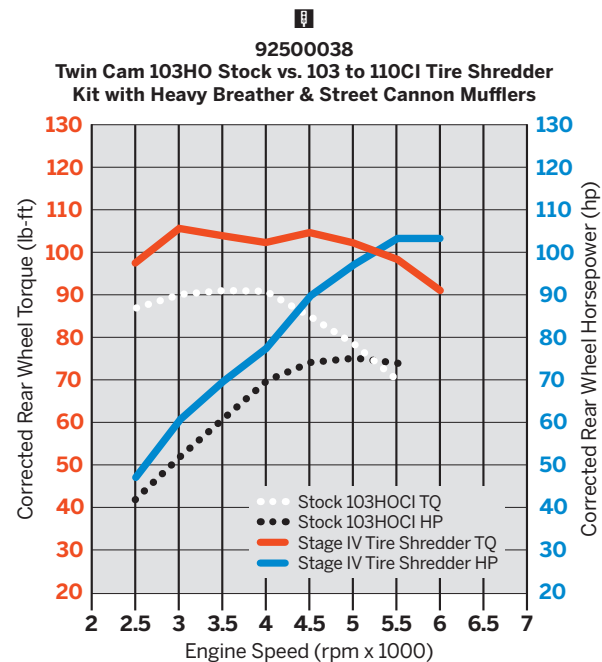
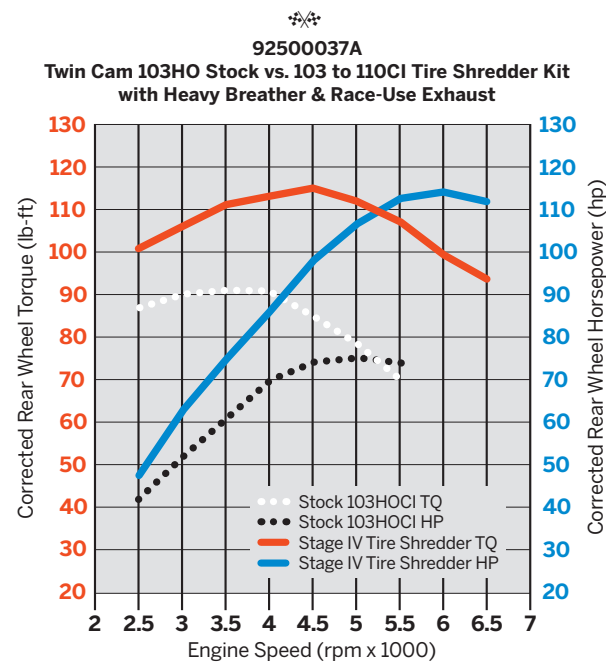
Fits '16-'17 Softail® and '08-'13 Touring models. Cannot be installed on CVO 110 models, FLSS or FLSTFBS 110 models, or models with engine cases that have been machined to accept large-bore cylinders. Requires separate purchase of accessory 58mm air cleaner and Cam Drive Retention Kit P/N 25566-06. Cam Spacer Kit P/N 25928-06 is recommended. Models without automatic compression releases require installation of model specific Compression Release Kit and Wiring Harness.

For race application only.



Street legal and/or street compliant statements refer to product meeting 50-State emissions and noise standards in the United States.

The street legal and/or street compliant statements may not apply to markets outside of the United States.



SCREAMIN' EAGLE® TWIN CAM BOLT-ON 110CI TO 117CI KIT



Turn your Original Equipment 110-cubic-inch model into a fast, reliable 117-cubic-inch Twin Cam hauler without having to remove the motor from the chassis. This Street Performance Kit combines system-matched Screamin' Eagle® big bore cylinders, forged pistons and performance cams and valve train components with the Original Equipment cylinder heads for a cost-effective boost in torque and performance. The exclusive bolt-on 4.125" cylinders are engineered with high-strength slim-wall spigots that slip into the factory 110CI crank case without any additional machining. The 4.125" flat top pistons team with the stock cylinder heads to produce a performance-enhancing 9.9:1 compression ratio, and the high-lift SE-259E cam produces a boost in torque throughout the RPM range. 50-State U.S. EPA compliant.

Kit includes:

- Screamin' Eagle 4.125" Bolt-On Cylinders
- Forged 9.9:1 Compression Pistons and Rings
- Screamin' Eagle 58mm Throttle Body
- High Flow Fuel Injectors (5.3 g/s)
- SE-259E Cams
- Perfect-Fit Pushrods
- Screamin' Eagle High-Capacity Roller Tappets
- Screamin' Eagle Inner Cam Bearing Kit
- Top End and Cam Cover Gaskets

Fits '14-'17 CVO™ 110CI Softail® and '14-'16 CVO™ Touring models. Also fits '16-'17 110CI FLSS, FLSTFBS and FXDLS models. Requires purchase of accessory 58mm air cleaner and Cam Drive Retention Kit P/N 25566-06 (except models equipped with Screamin' Eagle Heavy Breather Elite Performance Air Cleaner Kits). Models equipped with Ventilator Air Cleaner require separate purchase of 58mm Air Cleaner Backplate P/N 29400038. All models require ECM calibration for proper installation. '16-'17 FXDLS and all '17 models require recalibration with Screamin' Eagle Pro Street Tuner (sold separately).

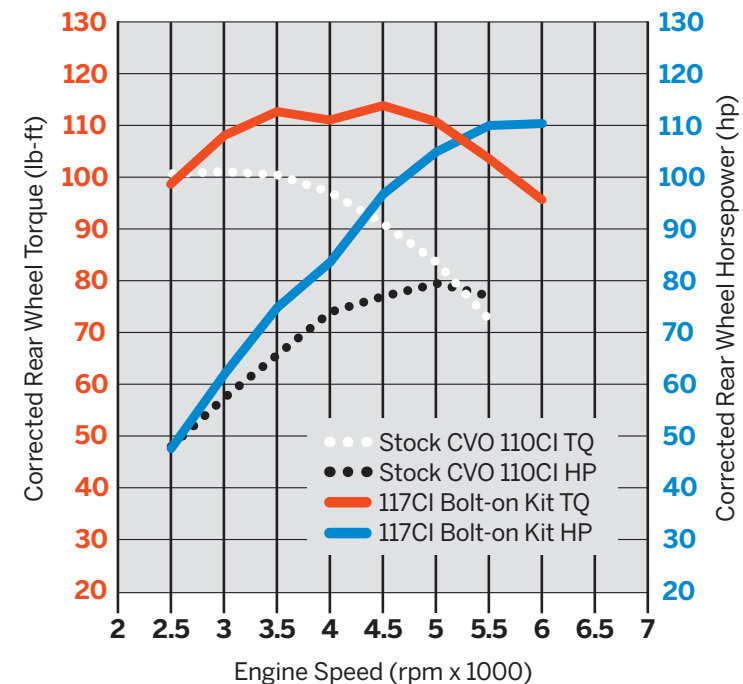
92500055 Granite Finish.

92500054 Black Finish.

TWIN CAM



Twin Cam CVO™ 110CI Stock vs 110 to 117CI Bolt-On Kit with Ventilator & SE CVO Mufflers



Street legal and/or street compliant statements refer to product meeting 50-State emissions and noise standards in the United States.

The street legal and/or street compliant statements may not apply to markets outside of the United States.

SCREAMIN' EAGLE® TWIN CAM BOLT-ON 110CI TO 117CI KIT

Turn your Original Equipment 110-cubic-inch model into a track-ready 117-cubic-inch hauler without removing the engine from the chassis. This kit features exclusive bolt-on 4.125" bore cylinders that are engineered with high-strength steel liners that slip into the existing factory 110CI Twin Cam crankcase openings. System-matched pistons combine with the Original Equipment CVO™ cylinder heads to produce a strong 9.9:1 compression ratio. Installation does not require case machining or modification.

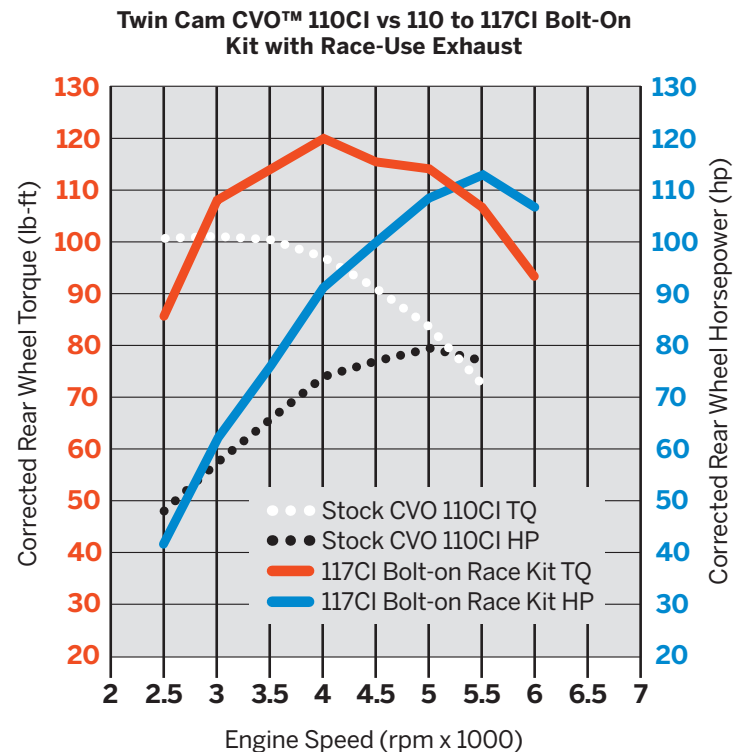
Kit includes:

- Screamin' Eagle® 4.125" Bolt-On Cylinders
- Forged 9.9:1 Compression Pistons and Rings
- Screamin' Eagle 58mm Throttle Body
- High-Flow Injector Kit (5.3 g/s)
- SE-259E Cams
- Perfect-Fit Pushrods
- Screamin' Eagle High-Capacity Roller Tappets
- Screamin' Eagle Inner Cam Bearing Kit
- Top End and Cam Cover Gaskets
- Heavy Duty Clutch Spring

When installed with your choice of 58mm high-flow air cleaner and free-flowing exhaust, this engine has the potential to produce 114 horsepower at the rear wheel, a 42% increase over stock and 121 ft. lbs. of torque, a 20% increase over stock.

Fits '11-'13 CVO 110CI Softail® models, '08-'13 CVO 110CI Touring models. Also fits '08-'13 Touring models with electronic throttle control and crankcases previously machined to accept 4.00" CVO-style cylinders. Requires purchase of accessory 58mm air cleaner and Cam Drive Retention Kit P/N 25566-06 (except models equipped with Screamin' Eagle Heavy Breather Elite Performance Air Cleaner Kits). Models equipped with Ventilator Air Cleaner require separate purchase of 58mm Air Cleaner Backplate P/N 29400038. '08-'12 CVO models require separate purchase of Primary Cover Gasket. All models will require ECM tuning. **For race application only.**

- 92500053** Granite Finish.
- 92500052** Black Finish.



Street legal and/or street compliant statements refer to product meeting 50-State emissions and noise standards in the United States.

The street legal and/or street compliant statements may not apply to markets outside of the United States.

A. SCREAMIN' EAGLE® STREET PERFORMANCE HIGH-FLOW 58MM EFI THROTTLE BODY*


The biggest engines deserve the most fuel and air. This huge 58mm Throttle Body (8mm or 16% larger than stock) won't leave your engine starving for more air. The one-piece throttle body features Electronic Throttle Control technology. Just add your stock injectors. Choose from several different 58mm compatible high-flow air cleaner kits to feed this big-mouthed beast. All EFI equipped models require ECM calibration* (sold separately).

27200029

Fits '16-'17 FXDLS, FLSS and FLSTFBS, and '14-'17 CVO™ Touring models equipped with 110CI engines. Also fits '14-'17 Softail® and '14-'16 Touring models equipped with Screamin' Eagle® 110 Street Performance Upgrade Kits P/N 92500020, 92500031, 92500032 and 27508-11. Does not fit Trike models. Requires separate purchase of a 58mm Air Cleaner.

27713-08

Fits '16-'17 Softail and '11-'17 CVO Softail and '08-'13 Touring models. **For race application only.**



A. SCREAMIN' EAGLE STREET PERFORMANCE HIGH-FLOW 58MM EFI THROTTLE BODY



A. SCREAMIN' EAGLE STREET PERFORMANCE HIGH-FLOW 58MM EFI THROTTLE BODY

***NOTICE:** Installation of this kit requires jetting or recalibration for proper function. Failure to do so may cause a lean fuel condition, which may result in engine damage.

Street legal and/or street compliant statements refer to product meeting 50-State emissions and noise standards in the United States.

The street legal and/or street compliant statements may not apply to markets outside of the United States.

76 TWIN CAM

Builders Components

A. SCREAMIN' EAGLE® PRO HIGH-FLOW 58MM EFI THROTTLE BODY – CABLE OPERATED THROTTLE*

This massive 58mm bore Throttle Body is extruded, precision machined and polished to provide all the air you'll need to dominate at the track. Designed for use with Screamin' Eagle® Pro cylinder heads, installation requires separate purchase of Screamin' Eagle Pro High-Flow Intake Manifold P/N 29667-07, and either the Screamin' Eagle Pro High-Flow Air Cleaner Kit P/N 29515-08 or the Heavy Breather Air Intake System 29253-08A, 29006-09A or 28716-10. Injectors mount to the Screamin' Eagle Manifold, stock injectors can be reused for engines making up to 100 rear wheel horsepower. Screamin' Eagle Pro High-Flow Injectors P/N 27797-07 are recommended for engines producing greater than 100 Rear Wheel Horsepower. All EFI-equipped models require ECM calibration (sold separately). **For race application only.**

27639-07B

Fits '06-'17 Dyna® (except FXDLS), '06-'15 Softail® EFI models (except '11-'15 CVO™) and '06-'07 Touring EFI models. Not compatible with cruise control.

B. SCREAMIN' EAGLE PRO HIGH-FLOW INTAKE MANIFOLD – 58MM THROTTLE BODY*

This manifold is cast and precision machined to provide an exact fit with Screamin' Eagle Pro Accessory cylinder heads and the Screamin' Eagle Pro 58mm EFI Throttle Body P/N 27639-07B. This manifold has intake runners that are .100" larger in diameter than all stock Twin Cam heads and early Screamin' Eagle performance cylinder heads. The intake port diameter in the cylinder heads should be 1.750"; if not, an experienced engine builder can open the cylinder head ports to this diameter to ensure a smooth transition and airflow. Stock injectors can be reused for applications making up to 100 rear wheel horsepower. Screamin' Eagle Pro High-Flow Injectors P/N 27797-07 are recommended for engines producing greater than 100 rear wheel horsepower. All EFI-equipped models require ECM calibration (sold separately). **For race application only.**

29667-07

Fits '06-'17 Dyna (except FXDLS), '06-'15 Softail EFI models (except '11-'15 CVO) and '06-'07 Touring EFI models equipped with Screamin' Eagle Pro 58mm EFI Throttle Body P/N 27639-07B.

C. SCREAMIN' EAGLE PRO HIGH-FLOW INJECTOR KIT – 5.3 g/s*

Injectors provide fuel delivery at the rate of 5.3 grams/second, 23% more than Original Equipment injectors. All models require ECM calibration (sold separately). **For race application only.**

27796-08


Fits models equipped with Screamin' Eagle 58mm Throttle Body P/N 27713-08 or Screamin' Eagle High Flow Oval Port Intake Manifold P/N 27300035.

SCREAMIN' EAGLE PRO HIGH-FLOW INJECTOR KIT – 4.9 g/s*

Injectors provide fuel delivery at the rate of 4.9 grams/second, 25% more than Original Equipment injectors. All models require ECM calibration (sold separately). **For race application only.**


27797-07

Fits Twin Cam models equipped with Screamin' Eagle 58mm EFI Throttle Body P/N 27639-07B or 62mm EFI Throttle Body P/N 27300019A.



Shown with MAP Sensor – Not Included

A. SCREAMIN' EAGLE PRO HIGH-FLOW 58MM EFI THROTTLE BODY – CABLE OPERATED THROTTLE



B. SCREAMIN' EAGLE PRO HIGH-FLOW INTAKE MANIFOLD – 58MM THROTTLE BODY



C. SCREAMIN' EAGLE PRO HIGH-FLOW INJECTOR KIT (27797-07 SHOWN)

SCREAMIN' EAGLE (SE) & ORIGINAL EQUIPMENT (OE) FUEL INJECTOR IDENTIFICATION

Kit P/N	Flow Rate (Static) @ 400kPa	Application	Identification
27796-08	5.3 g/s	SE 58mm w/Electronic Throttle Control (ETC*)	IWP029B printed on injector electrical connector, red band/gray connector
27797-07	4.9 g/s	SE 50mm Cable Drive (1P), SE 58mm Cable Drive (2P), '06-later Twin Cam (except ETC* models)	27654-06 printed on body of injector (opposite side of connector)
27609-01B	4.3 g/s	SE 43mm Dual Bore, OE 46mm Cable Drive (2P), OE 50mm / SE 58mm ETC*	IWP162 printed on injector electrical connector, white band/gray connector
27625-06	3.91 g/s	OE 46mm Cable Drive (2P) '06 Twin Cam	27625-06 printed on body of injector (opposite side of connector)
27709-06A	3.91 g/s	OE 46mm Cable Drive (2P) Late '06-later Twin Cam (except ETC* models)	27709-06/A printed on body of injector (opposite side of connector)

*ETC-equipped models: '16-'17 Softail, '14-'15 FLSTNSE, '11-'12 FLSTSE, '13-'14 FXSBSE and '08-'17 Touring and Trike models.

***NOTICE:** Installation of this kit requires jetting or recalibration for proper function. Failure to do so may cause a lean fuel condition which may result in engine damage.

Street legal and/or street compliant statements refer to product meeting 50-State emissions and noise standards in the United States.

The street legal and/or street compliant statements may not apply to markets outside of the United States.

TWIN CAM 77

Builders Components

D. SCREAMIN' EAGLE® PRO SUPER BORE 51MM CV CARBURETOR KIT

This is the highest-flowing carburetor Screamin' Eagle® has ever tested. It will satisfy the flow need of the largest V-Twins. This Harley-Davidson® exclusive kit is complete with carb, higher-flow air cleaner and mounting hardware. This is the largest CV-style carb available and has easy access to main and pilot jets without removing the bowl. Recommended for engines 95 cubic inches and larger. Uses stock throttle cables. The 51mm CV Carburetor is not cruise control compatible. **For race application only.**

27928-07A

Fits '99-'06 carbureted Twin Cam models. Requires separate purchase of Intake Manifold P/N 27927-07. (Not compatible with standard HTCC Heads, Harley-Davidson Air Cleaner Cover P/N 29754-01, 29598-00, 29599-00 or Screamin' Eagle Teardrop Air Cleaner P/N 29409-02.)

E. SCREAMIN' EAGLE PRO HIGH-FLOW INTAKE MANIFOLD – 51MM SUPER BORE CARBURETOR

This manifold is designed for use with Screamin' Eagle Pro Super Bore 51mm CV Carburetor P/N 27926-02A (sold separately). Large manifold eliminates restrictions and is machined for precision alignment to Screamin' Eagle accessory cylinder head intake flange dimensions. **For race application only.**

27927-07

Fits '99-'06 carbureted Twin Cam models. This manifold has intake runners which are the same diameter as all stock Twin Cam heads and early Twin Cam performance heads. Install using stock intake flanges.

F. SCREAMIN' EAGLE PRO BIG BORE 44MM CV CARBURETOR KIT

This carb kit is exclusive to Screamin' Eagle parts. The CV (constant velocity) design creates smooth air/fuel delivery for exceptional low- and mid-range power. The big 44mm bore allows this carb to feed even the most air-hungry engine at high RPM. Easy to install with stock cables. Screamin' Eagle Intake Manifold required for proper fitment. Separate purchase of Screamin' Eagle High-Flow Air Cleaner Kit is recommended for optimal performance. This 44mm CV carburetor is not cruise-control compatible. **For race application only.**

27934-99

Fits '90-'99 carbureted Evolution® 1340-equipped models, '99-'06 carbureted Twin Cam-equipped models and '88-'06 XL models.



D. SCREAMIN' EAGLE PRO SUPER BORE 51MM CV CARBURETOR KIT



E. SCREAMIN' EAGLE PRO HIGH-FLOW INTAKE MANIFOLD – 51MM SUPER BORE CARBURETOR



F. SCREAMIN' EAGLE PRO BIG BORE 44MM CV CARBURETOR KIT

Street legal and/or street compliant statements refer to product meeting 50-State emissions and noise standards in the United States.

The street legal and/or street compliant statements may not apply to markets outside of the United States.

TWIN CAM

SCREAMIN' EAGLE® PRO TWIN CAM PERFORMANCE CAMS

FOR '99-'05 DYNA®, '00-'06 SOFTAIL® AND '99-'06 TOURING MODELS.

Kits include front and rear cams. Splined rear cam is included for exceptional load handling capability. Gaskets and bearings not included. Dealer installation is recommended and special tools are required for proper installation. Cam Installation Kit P/N 17045-99C (sold separately) includes all required gaskets, bearings and seals for proper installation. '99 models require splined Cam Sprocket P/N 25716-99 for installation. All EFI models require ECM calibration (Not available from Harley-Davidson for race applications). **For race application only.**

In race applications, high-lift cams and stiff valve springs put extreme pressure on the engine's lifters and pushrods. At 7,000 RPM, instantaneous forces of up to 1200 lbs. can be experienced. This severe dynamic loading can lead to accelerated tappet wear. In these applications, we suggest installation of Screamin' Eagle® High-Capacity Tappets and periodic tappet inspection and replacement to maximize engine life.

SE-203 CAM KIT

Bolt-in performance cams designed to provide exceptional midrange torque. Installation does not require any headwork or performance valve springs and will work well with stock or mildly ported heads. Peak power occurs around 5500 RPM. Works well with displacements up to 96 cubic inches. **For race application only.**

SE-204 CAM KIT

This midrange torque bolt-in cam produces peak horsepower around 5800 RPM and installation does not require any headwork or performance valve springs. Should be used in conjunction with open intake and exhaust. **For race application only.**

SE-211 CAM KIT

This camshaft works great with 103-cubic-inch and larger engines with free-flowing intake and exhaust. This bolt-in camshaft works well with stock heads and high-compression pistons. It increases midrange torque and top-end power. **For race application only.**

SE-253 CAM KIT*

This high lift, torque cam is designed for larger displacement engines where increased midrange power is desired. This cam works well with increased compression and free-flowing intake and exhaust. **For race application only.**

SE-254E CAM KIT

This cam provides great low-end torque along with good midrange. A good "all-around" cam, the SE-254E is a good match for a Dyna®, Softail® or light Touring bike - Road King®, Street Glide® or Road Glide® Custom - when the aggressive rider desires a little more top-end horsepower. In a 0-60 sprint or 1/4-mile drag race, the SE-254E-equipped model would pull ahead of an identical model with a SE-255 cam. **For race application only.**

SE-255 CAM KIT

The ultimate in torque cams, this cam offers substantial increase in low-end torque for engines up to 110 cubic inches with compression ratios up to 10 to 1. The low-end torque increases are great for heavy bikes or for the person who routinely shifts below 4500 RPM and wants the power available to pass without downshifting. The cam still makes peak power above 5000 RPM so people with lighter bikes will enjoy the torque increases without feeling like the bike runs out of air at higher engine speeds. These cams are used in the '07-later street compliant 103 Stage II Kits and the 110 Stage I Kits. Compression releases may be required depending on displacement and compression ratio. **For race application only.**

FOR '06-'17 DYNA®, '07-'17 SOFTAIL® AND '07-'16 TOURING MODELS.

Kits include front and rear cams. Splined rear cam is included for exceptional load handling capability. Gaskets and bearings not included. Dealer installation is recommended and special tools are required for proper installation. Cam Installation Kit P/N 17045-99C (sold separately) includes all required gaskets, bearings and seals for proper installation. All EFI models require ECM calibration (Not available from Harley-Davidson for race applications). **For race application only.**

SE-257 CAM KIT*

This cam delivers high-end horsepower you will feel in the straightaway while maintaining decent midrange torque. This cam requires increased compression for optimum performance. Works well in conjunction with big bore or larger cylinders, forged high-compression pistons, performance heads and open intake and exhaust. **For race application only.**

SE-259E CAM KIT – EFI*

Developed specifically for throttle body EFI systems, this cam has a modern lobe design that allows for higher valve lifts for a given duration. A high-lift version of the SE-211 camshaft, this cam works great with 103-cubic-inch and larger engines with free-flowing intake and exhaust. It can be used with stock heads (updated with race springs) and high-compression pistons for even more torque than a SE-211 cam, or can be coupled with any of the performance heads to realize the full power potential. This cam is used in the 103-cubic-inch Stage III Race Kit. **For race application only.**

SE-585 CAM KIT*

This cam is a great match for riders of heavy Touring bikes looking for big torque at the low end. Just a quick downshift to fourth gear results in an effortless pass of that slow moving tractor-trailer ahead of you. This cam provides early on high torque at the low end of the RPM spectrum. A unique combination of lift, cam lobe duration and an enhanced cam profile ramp provides a performance boost you can feel. The cam's QRD (Quiet Ramp Design) delivers high torque throughout the RPM range while reducing valve train noise. **For race application only.**

NOTE: Separate purchase of Cam Spacer Kit P/N 25928-06 is recommended for '06-'17 Dyna®, '07-'17 Softail® and '07-'16 Touring models. These kits contain five different spacers to achieve proper sprocket alignment. Individual spacers can be purchased separately.

CAM SPECIFICATIONS


Description	'99-'05 Dyna® '00-'06 Softail® '99-'06 Touring	'06-'17 Dyna® '07-'17 Softail® '07-'16 Touring	Lift @ Valve Intake/Exhaust	Duration @ .053 Intake/Exhaust	Timing @ .053 Lift Open/Close	TDC Lift @ Valve Intake/Exhaust
Stock TC88, 95, 103	—	—	.484" / .484"	198° / 222°	Intake: 12° ATDC / 30° ABDC Exhaust: 38° BBDC / 04° ATDC	0.041" / .102"
Stock TC 103 HO	—	See Service manual for specific P/N	.511" / .511"	212° / 233°	Intake: 02° BTDC / 30° ABDC Exhaust: 43° BBDC / 10° ATDC	.091" / .125"
SE-203 Midrange TQ	25937-99B \$399.95	—	.510" / .483"	234° / 239°	Intake: 18° BTDC / 36° ABDC Exhaust: 42° BBDC / 17° ATDC	0.178" / .152"
SE-204 Midrange TQ	25149-00 \$419.95	25464-06 \$399.95	.508" / .508"	236° / 240°	Intake: 22° BTDC / 34° ABDC Exhaust: 52° BBDC / 08° ATDC	0.208" / .129"
SE-211 Midrange TQ	25152-00 \$419.95	25465-06 \$419.95	.508" / .508"	248° / 256°	Intake: 23° BTDC / 45° ABDC Exhaust: 59° BBDC / 17° ATDC	0.203" / .170"
SE-253* Midrange TQ	25376-03 \$399.95	—	.538" / .538"	240° / 256°	Intake: 7° BTDC / 53° ABDC Exhaust: 59° BBDC / 17° ATDC	0.119" / .158"
SE-255 Low Speed TQ	—	25638-07 \$399.95	.556" / .556"	211° / 235°	Intake: 6° BTDC / 25° ABDC Exhaust: 48° BBDC / 7° ATDC	0.130" / .116"
SE-259E* Midrange HP	—	25482-10 \$399.95	.579" / .579"	246° / 250°	Intake: 19° BTDC / 47° ABDC Exhaust: 58° BBDC / 12° ATDC	0.182" / .155"
SE-585* Midrange TQ	—	25400117 \$399.95	.584" / .584"	234° / 240°	Intake: 18° BTDC / 36° ABDC Exhaust: 47° BBDC / 13° ATDC	0.178" / .142"

Theoretical based on rocker arm ratio of 1.65. Valve train components, operation temperature and tolerance stack-up will affect actual lifts.

***NOTICE:** Requires use of Screamin' Eagle® Valve Spring Kit and appropriate Screamin' Eagle Pushrods for installation and to ensure proper clearance. Failure to comply may result in engine damage.

NOTE: It is recommended that older models should have valve springs replaced over time as valve springs lose their tension over time and lose their ability to support appropriate valve spring tension especially when used at higher RPM.

NOTE: Separate purchase of Cam Spacer Kit P/N 25928-06 is recommended for '06-'17 Dyna®, '07-'17 Softail® and '07-'16 Touring models. These kits contain five different spacers to achieve proper sprocket alignment. Individual spacers can be purchased separately.



Street legal and/or street compliant statements refer to product meeting 50-State emissions and noise standards in the United States.

The street legal and/or street compliant statements may not apply to markets outside of the United States.

Notice: The prices appearing in this catalog are the manufacturer's suggested retail prices. Actual retail prices may vary.

80 TWIN CAM

Builders Components

A. SCREAMIN' EAGLE® RACE VALVE SPRING KIT*



This straight coil double spring Race Valve Spring Kit will allow the engine to rev to 7000 RPM and enable the use of higher-lift cams. Complete kit includes springs, upper and lower collars and valve keys.

18344-05 7mm dia. Valve Stems.
Fits '04-'22 XL and '05-'17 Twin Cam models with stock cylinder heads. Will not fit FXDLS, FLSS, FLSTFBS, CVO™ 103CI and 110CI models or models equipped with Screamin' Eagle® cylinder heads.

18281-02A 5/16" dia. Valve Stems.
Fits '99-'04 Twin Cam, all Evolution® 1340 and '86-'03 XL models. (not shown)

B. SCREAMIN' EAGLE PERFORMANCE VALVE SPRING KIT*



This performance Beehive-shaped Valve Spring Kit will permit the Sportster® engine to rev to 7000 RPM. The unique ovate wire yields increased performance from a compact spring design. The installed spring pressure is increased to 208 lbs, and allows a maximum lift of .590". Complete kit includes springs, upper collars and keepers and lower collars with integral valve seals.

18013-03A
Fits '04-'22 XL, XR and '05-'17 Twin Cam-equipped models. Does not fit FXDLS, FLSS, FLSTFBS or Screamin' Eagle Performance Heads with .3125" diameter valves.

Also available: SCREAMIN' EAGLE VALVE SPRING SHIM KIT



This Valve Spring Shim Kit allows the engine builder to adjust spring pressure by combining various-thickness shims. The kit is a great help when trying to obtain consistent spring pressure across all valves. Kit includes 12 shims (4 each: .015", .030", .060" thickness).

18226-03
Fits '04-'22 XL and '05-'17 Twin Cam models equipped with Valve Spring Kit P/N 18344-05. Also fits '99-'04 Twin Cam, all Evolution 1340 and '86-'03 XL models equipped with Valve Spring Kit P/N 18013-03A.

C. SCREAMIN' EAGLE BIG BORE HIGH-PERFORMANCE HEAD GASKET KIT



This multi-layered head gasket provides improved sealing for 3-7/8" Big Bore high-performance engines. Sold in pairs. For engines with compression ratios above 10.0:1, Screamin' Eagle High Tensile Cylinder Studs P/N 16505-01 are required.

16101-01
Fits '99-'17 Big Bore (3.875" bore) Twin Cam-equipped models. Does not fit FXDLS, FLSS, FLSTFBS, FXSE or Twin-Cooled™ models.

SCREAMIN' EAGLE VALVE SPRING KIT CHART

Spring Kit (Valve Stem Dia.)	Force at 1.800" Installed Height	Recommended Max Lift	Spring Force at Max Lift	RPM Range	Spring Type	Cam Application	Notes
18013-03A (7mm)	208	.585	380	0-6500	Ovate Beehive	SE-203, 204, 211, 253, 255, 258, 259E, 585	Used on SE XL, OE CNC Ported and SE Kompressor Twin Cam Heads.
18281-02A	195	.660	520	0-7000	Double wound	SE-251, 260, 264, 263E, 266E, RX267	Used on SE MVA and SE 110+



C. SCREAMIN' EAGLE BIG-BORE HIGH-PERFORMANCE HEAD GASKET KIT

***NOTICE:** Proper valve spring to rocker cover clearance must always be verified during installation of Screamin' Eagle® Valve Spring Kits. Failure to have adequate clearance may result in engine damage.

Street legal and/or street compliant statements refer to product meeting 50-State emissions and noise standards in the United States.

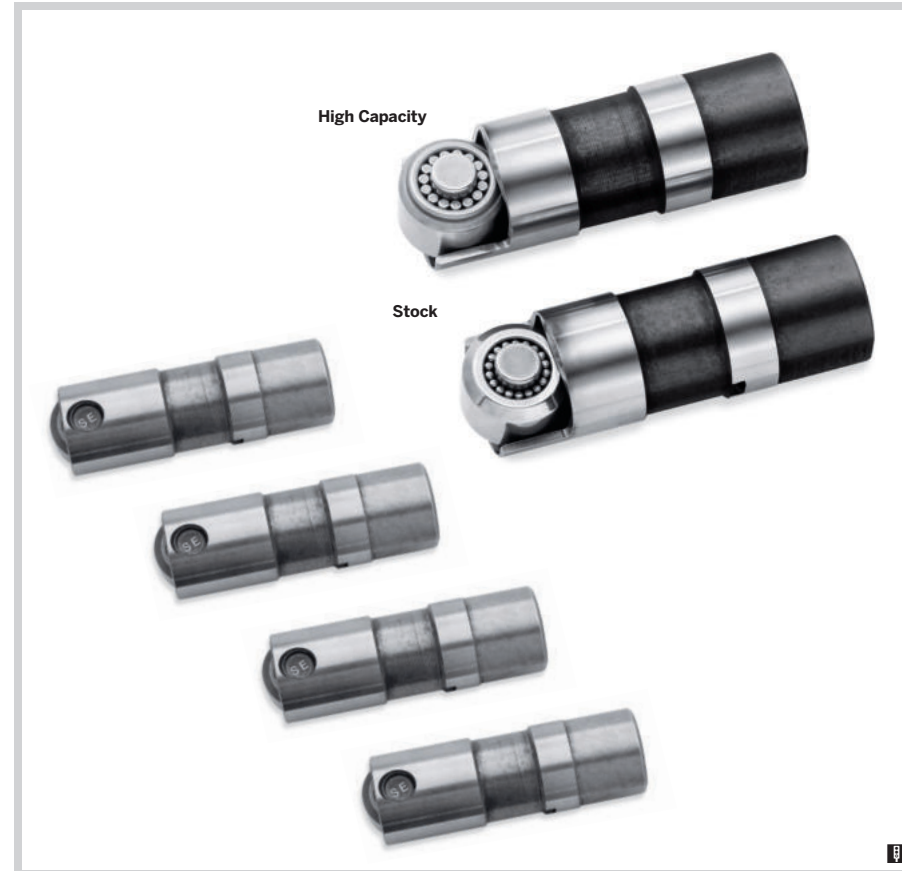
The street legal and/or street compliant statements may not apply to markets outside of the United States.



A. SCREAMIN' EAGLE RACE VALVE SPRING KIT



B. SCREAMIN' EAGLE PERFORMANCE VALVE SPRING KIT



D. SCREAMIN' EAGLE HIGH-CAPACITY TAPPETS



E. SCREAMIN' EAGLE TWIN CAM FORGED ROCKER SUPPORTS

TWIN CAM 81

Builders Components

D. SCREAMIN' EAGLE HIGH-CAPACITY TAPPETS*



This latest version of the Screamin' Eagle High-Capacity Tappet incorporates a special heat treatment on the bearing needles and axle. In addition to the already proven, 25% larger, high capacity needle bearings, this new heat treat technology increases material hardness and compressive strength, ultimately enabling the tappet to withstand the grueling engine speeds and high valve lift found in many performance engine configurations. The newest technology is identified with a laser-etched "SE" on the axle of the tappet (shown in product image). Set of 4.

18572-13
Fits '18-later Milwaukee-Eight®-equipped models, '99-'17 Twin Cam-equipped models and '00-'22 XL and XR models.

E. SCREAMIN' EAGLE TWIN CAM FORGED ROCKER SUPPORTS



Increased-strength Rocker Supports will handle the increased loads from higher-lift cams and higher RPM applications. This product keeps valve train geometry solid. Works with stock or roller rocker arms. Includes required hardware for installation.

17675-01B
Fits '99-'17 Twin Cam-equipped models.

*NOTE: In race applications, high-lift cams and stiff valve springs put extreme pressure on the engine's lifters and pushrods. At 7000 RPM, instantaneous forces of up to 1200 lbs. can be experienced. This severe dynamic loading can lead to accelerated tappet wear. In these applications, we suggest installation of Screamin' Eagle® High-Capacity Tappets and periodic tappet inspection and replacement to maximize engine life.

Street legal and/or street compliant statements refer to product meeting 50-State emissions and noise standards in the United States.

The street legal and/or street compliant statements may not apply to markets outside of the United States.

TWIN CAM

82 TWIN CAM

Builders Components

A. SCREAMIN' EAGLE® PREMIUM TAPERED QUICK-INSTALL ADJUSTABLE PUSHRODS

These premium pushrods are tapered for enhanced clearance at the cylinder head, allowing the use of higher lift cams. The one-piece chrome moly tube adds rigidity and durability and the threaded adjustment feature provides easy cam installation without removing the cylinder heads or rocker boxes. To simplify adjustment, the tube features six flats, with one flat marked with a large dot for tracking the adjustment. The threaded rod features 4 flats to reduce wrench swing. Each pushrod features the Screamin' Eagle logo and is marked for Intake or Exhaust. Kit includes 4 pushrods and required push-rod tubes.

Fits '99-'17 Twin Cam-equipped models.

17900032 With Gloss Black Covers.

18404-08 With Chrome Covers.

B. SCREAMIN' EAGLE PRO PERFECT FIT PUSHRODS*

These one-piece tapered pushrods are stiffer than conventional pushrods and are lighter than adjustable pushrods. These are perfectly sized for the engine builder who knows what head and cam combination are being used. Four sizes to fit the most popular head and cam combinations. Refer to pages 76-77 for model-specific cam information. Sold in sets of 4.

Fits '99-'17 Twin Cam engines. Refer to application chart at the bottom of this page for applicable cylinder head and cam combinations.

18400-03 Original Equipment Length.

18401-03 +.030"

18402-03 -.030"



A. SCREAMIN' EAGLE PREMIUM TAPERED QUICK-INSTALL ADJUSTABLE PUSHRODS – GLOSS BLACK COVERS



A. SCREAMIN' EAGLE PREMIUM TAPERED QUICK-INSTALL ADJUSTABLE PUSHRODS – CHROME COVERS

Type of Cam Installed	Type of Head Installed		
	Original Equipment	CNC-Ported Factory Heads or Screamin' Eagle MVA Heads	Screamin' Eagle Kompressor Heads
Stock, SE-203, SE-204, SE-211, SE-253, SE-254E, SE-255	18400-03	18402-03	
SE-251, SE-257, SE-258, SE-259E, SE-585	18401-03	18400-03	18402-03
SE-260, SE-264, SE-263E	N/A	18401-03	N/A
RX-267, SE-266E	N/A		N/A

B. SCREAMIN' EAGLE PRO PERFECT FIT PUSHRODS

***NOTE:** Screamin' Eagle Adjustable or Perfect Fit Pushrods are required when installing Screamin' Eagle Twin Cam Cylinder Heads and SE-251, SE-257, SE-258 or SE-260 Camshafts.

***CAUTION:** Proper valve spring to rocker cover clearance must always be verified during installation of Screamin' Eagle Valve Spring Kits. Failure to have adequate clearance may result in engine damage.

Street legal and/or street compliant statements refer to product meeting 50-State emissions and noise standards in the United States.

The street legal and/or street compliant statements may not apply to markets outside of the United States.

TWIN CAM 83

Builders Components

C. SCREAMIN' EAGLE® HYDRAULIC CAM CHAIN TENSIONER AND HIGH-FLOW OIL PUMP UPGRADE KIT

This kit updates the cam chain of your Twin Cam 88® engine to the latest design, as featured on the Twin Cam 96™ engine. The billet cam support plate has been designed to allow the installation of the Twin Cam 96™ hydraulic cam chain tensioner to Twin Cam 88-equipped models. These Hydraulic Cam Chain Tensioners will significantly outlast the spring loaded tensioners and are an ideal addition to an engine modified for improved performance. In addition, '02-'06 models utilize a Twin Cam 96 single row front roller chain and sprocket (included in kit). '99-'01 models use Original Equipment front silent chain and sprocket to retain the cam position sensor function. The kit includes an improved Screamin' Eagle® High-Flow Oil Pump that provides increased oil pressure at high-operating temperatures. This kit increases the oil supply by 23% and scavenging by 50% when compared to the '99-'05 Original Equipment oil pump and reduces operating temperature of bearings to improve bearing life.

25284-11

Fits '99-'05 Dyna®, '00-'06 Softail® and '99-'06 Touring models. Installation requires separate purchase of Spacer Kit P/N 25285-08, Cam Service Kit P/N 17045-99D and Drive Gear Retention Kit P/N 25566-06.

Also available:

SCREAMIN' EAGLE CAM CHAIN TENSIONER SPACER KIT

Specifically designed for Hydraulic Cam Chain Tensioner Upgrade Kit P/N 25284-11. Kit includes an assortment of six different spacers. Spacers are required to space the cam sprocket to correct alignment with the mating pinion chain sprocket.

25285-08

Required for installation of Screamin' Eagle Hydraulic Cam Chain Tensioner Upgrade Kit P/N 25284-11.

D. SCREAMIN' EAGLE BILLET CAM SUPPORT PLATE WITH HIGH VOLUME OIL PUMP

A great upgrade for any performance motor. The Billet Cam Support Plate is manufactured from billet aluminum with pressed-in bronze bushings and is pre-assembled with the crankshaft bushing and oil pressure relief valve. Aluminum is specified at 6061 billet plate, heat treated to T6 specifications with a surface-hardened anodized finish to provide superior strength, rigidity and durability. CNC-precision machining ensures precise dimensions and constant material thickness across the plate, enabling perfect alignment of cams and chains. Cam bushings are made from 660 bronze materials to provide enhanced wear resistance and to stand up to increased loads from the high-lift cams common in large displacement motors. The improved Screamin' Eagle high-flow oil pump provides higher pressure when the oil is hot to keep pressure drops to a minimum and increases the oil supply by 16% and the scavenging by 29% over the '06-'17 Original Equipment oil pump.

25282-11

Fits '06-'17 Dyna and '07-'17 Softail, and '07-'16 Touring and Trike models. Installation requires separate purchase of Cam Service Kit P/N 17045-99D and Drive Gear Retention Kit P/N 25566-06.

E. SCREAMIN' EAGLE HIGH-PERFORMANCE INNER CAM BEARINGS

High-performance Inner Cam Bearings are a smart upgrade when installing high-lift cams in a race bike. These bearings provide increased load capacity and extend the engine life in extreme racing conditions. Kit includes two bearings required to complete one Twin Cam engine.

24017-10


Fits '99-'05 Dyna, '00-'06 Softail and '99-'06 Touring models.

24018-10

Fits '06-'17 Dyna, '07-'17 Softail and '07-'16 Touring and Trike models.

Street legal and/or street compliant statements refer to product meeting 50-State emissions and noise standards in the United States.

The street legal and/or street compliant statements may not apply to markets outside of the United States.



C. SCREAMIN' EAGLE HYDRAULIC CAM CHAIN TENSIONER AND HIGH-FLOW OIL PUMP UPGRADE KIT



D. SCREAMIN' EAGLE BILLET CAM SUPPORT PLATE WITH HIGH VOLUME OIL PUMP



New Pump Rotor

Original Pump Rotor

HIGH VOLUME OIL PUMP COMPARISON



E. SCREAMIN' EAGLE HIGH-PERFORMANCE INNER CAM BEARINGS

TWIN CAM

84 TWIN CAM

Builders Components

A. SCREAMIN' EAGLE PRO MAXIMUM VELOCITY AREA (MVA) CYLINDER HEADS – CNC PORTED*

The most advanced Twin Cam performance cylinder head design available. Screamin' Eagle CNC Ported Maximum Velocity Area (MVA) cylinder heads create power across the entire RPM range by maximizing velocity through the intake ports. Increased air speed velocity through the ports is achieved by "right sizing" port volume at 98cc, lowering the port roof and by precision-machining the shape of the port to complement the giant 2.120" intake valves. Screamin' Eagle CNC-Ported MVA Cylinder Heads conquer a unique engineering challenge and provide the highest possible torque and acceleration at any RPM. MVA Heads will boost the punch of a 103-cubic-inch engine. When paired with high lift cams, MVA Heads can give a 110-cubic-inch or 113-cubic-inch motor everything it needs to achieve new levels of performance. Countless hours of dyno testing resulted in a 95cc combustion chamber that performs in perfect balance with the port size and shape and reduced detonation. MVA Heads feature Screamin' Eagle Race Springs that permit the use of high lift cams (up to .660") and are machined to accept automatic compression releases (sold separately) for easier starting. MVA Heads are manufactured and assembled at Harley-Davidson's world-class engine factory in Milwaukee, ensuring every set is made to exact tolerances. All EFI Models require ECM calibration (priced separately). **For race applications only.**

16925-11 Black Highlighted.
Fits '99-'17 Twin Cam equipped models (except Twin-Cooled models). '99-'05 models require separate purchase of (2) Intake Seal Flanges P/N 26993-06. Requires Rocker Box clearance machining for valve springs.



A. SCREAMIN' EAGLE PRO MAXIMUM VELOCITY AREA (MVA) CYLINDER HEADS – CNC PORTED

NOTICE: Screamin' Eagle® Adjustable or Perfect Fit Pushrods are required for installation.

*NOTE: See matrix on Page 86 for recommended cylinder head/piston combination.

TWIN CAM 85

Builders Components

B. SCREAMIN' EAGLE® PRO CNC PORTED FACTORY HEADS WITH VALVE UPGRADE

A cost-effective alternative for upgrading the performance of your bike. The intake and exhaust ports are meticulously machined to smooth the surfaces, enhancing the flow characteristics of air and fuel to provide enhanced performance. But it doesn't stop there; oversized (1.875") stainless steel intake valves and stock (1.575") stainless steel exhaust valves rest in reshaped valve seats that improve flow rates. The combustion chambers have been machined to smooth the surface and feature a blended radius on the bathtub's edge to reduce detonation by eliminating hot spots and promoting improved combustion. The head gasket surface has been milled to maintain stock combustion chamber volume, which results in stock compression when used with Original Equipment pistons. Compression can be increased with the installation of matched Screamin' Eagle® high compression pistons. Heads are assembled with high performance valve springs that support cams with lift up to .585". Heads are machined and threaded to simplify installation of Automatic Compression Release (sold separately). All EFI models require ECM calibration (priced separately). **For race application only.**

16500013A Complete Head Kit.
Fits '99-'17 Twin Cam-equipped models. '99-'05 models require separate purchase of (2) Intake Flanges P/N 26993-06. Does not fit FXDLS, FLSS, FLSTBS, FXSE or Twin-Cooled equipped models.




B. SCREAMIN' EAGLE PRO CNC PORTED FACTORY CYLINDER HEADS WITH VALVE UPGRADE

Lift (in.)	Screamin' Eagle Cylinder Head Type			
	Hurricane	MVA	CNC Factory	Kompressor/OE
	SCFM	SCFM	SCFM	SCFM
0	0	0	0	0
0.1	60	65	66	61
0.2	134	134	124	121
0.3	202	194	200	174
0.4	265	246	244	192
0.5	313	279	256	197
0.55	328	284	254	199
0.6	336	290	-	-
0.65	345	295	-	-

INTAKE PORT FLOW AS A FUNCTION OF VALVE LIFT

NOTICE: Screamin' Eagle® Adjustable or Perfect Fit Pushrods are required for installation.

TWIN CAM



BIG BORE BOLT-ON CYLINDERS

When it comes to increasing engine power, there is no substitute for more cubic inches. With efficient filling of the air/fuel mixture, the bigger the displacement, the more power your engine can produce. In the past, the only way to increase the bore of your 103- or 110-cubic-inch Twin Cam V-Twin motor was to tear down the motor and re-bore the engine cases to fit larger bore cylinder spigots. It was a labor-intensive – and expensive – process.

The Screamin' Eagle team has engineered a Big Bore Cylinder and Piston package that increases the internal bore without increasing the outside diameter of the cylinder spigot. The cylinder slips into the existing case bore without modification.

HIGH-STRENGTH CYLINDER LINERS ARE MACHINED TO SLIP INTO THE STOCK CASE OPENING



A. SCREAMIN' EAGLE® PRO 4.125" BIG BORE BOLT-ON CYLINDER AND PISTON KIT – CVO™ 110CI TO 117CI

Racers can take their model's Original Equipment 110-cubic-inch motor to a full 117 cubic inches without removing the engine from the chassis. The Screamin' Eagle team has engineered a 4.125" Big Bore Cylinder and Piston package that increase the internal bore from 4.0" to 4.125", without increasing the outside diameter of the cylinder spigot. The cylinder slips into the existing case bore without modification. Have you already installed a CVO™ Stage III performance kit on your CVO 110 Twin Cam motor? If so, you can retain that performance investment and combine those components with this kit. This kit will add a whopping 7 cubic inches of displacement for more torque throughout the RPM range. The kit includes front and rear cylinders, system-matched pistons with rings and cylinder head gaskets. All EFI models require ECM calibration (priced separately). **For race application only.**

Fits '07-'17 CVO 110CI models. Also fits '16-'17 110CI FLSS, FLSTFBS and FXDLS models. Requires custom tuning to your specific application.

- 92500051 Granite Highlighted.
- 92500050 Black Highlighted.

Street legal and/or street compliant statements refer to product meeting 50-State emissions and noise standards in the United States.

The street legal and/or street compliant statements may not apply to markets outside of the United States.



A. SCREAMIN' EAGLE PRO 4.125" BIG BORE BOLT-ON CYLINDER AND PISTON KIT – CVO 110CI TO 117CI

Builders Components

B. SCREAMIN' EAGLE® PRO 4" BIG BORE BOLT-ON CYLINDER AND PISTON KIT – 96/103CI TO 110CI

Take your 96- or 103-cubic-inch motor to a full 110 cubic inches without removing the engine from the chassis. The Screamin' Eagle team has engineered a 4" Big Bore Cylinder and Piston package that increases the internal bore from 3-7/8" to 4", without increasing the outside diameter of the cylinder spigot. The cylinder slips into the existing case bore without modification. Have you already installed a Stage III or Stage IV performance kit on your 103 Twin Cam motor? This kit will add a whopping 7 cubic inches of displacement for more torque throughout the RPM range. The kit includes front and rear cylinders, system-matched pistons with rings, and top head gaskets. All EFI models require ECM calibration (priced separately). **For race application only.**

92500039 Black Highlighted.
Fits '07-'17 Twin Cam models with 4-3/8" stroke flywheel. Cannot be installed on CVO™ 110, FXDLS, FLSS or FLSTFBS 110 models or models with engine cases that have been machined to accept large-bore cylinders. Twin-Cooled™ models require separate purchase of model-specific head gaskets.

C. SCREAMIN' EAGLE 3-7/8" BIG-BORE CYLINDER KIT

Bigger is better. This kit increases displacement of the Twin Cam 88 (1450) to 95 cubic inches (1550) or 103 cubic inches (1690) when used with Screamin' Eagle Stroker Flywheel and Rod Assembly. Also can be used with Twin Cam 96™ (1584) models to produce 103 cubic inches (1690) with stock flywheels. These cylinders require no crankcase machining and are finished honed for standard size 3-7/8" pistons. Use with flat-top, high-compression or Stroker pistons. All EFI models require ECM calibration (priced separately).

Fits '99-'17 Twin Cam 88 or 96CI-equipped models.

- 16500045A Black Non-Highlighted. (pair)
- 16546-99A Black Highlighted. (pair)



B. SCREAMIN' EAGLE® PRO 4" BIG BORE BOLT-ON CYLINDER AND PISTON KIT – 96/103CI TO 110CI



C. SCREAMIN' EAGLE 3-7/8" BIG-BORE CYLINDER KIT

Street legal and/or street compliant statements refer to product meeting 50-State emissions and noise standards in the United States.

The street legal and/or street compliant statements may not apply to markets outside of the United States.

TWIN CAM

88 TWIN CAM

Builders Components

A. SCREAMIN' EAGLE PRO TWIN CAM HIGH-COMPRESSION FORGED PISTONS FOR STOCK CYLINDER HEADS – 3-7/8"

When combined with stock cylinder heads and 4-3/8" stroke flywheels, these forged 3-7/8" pistons boost the compression ratio of your 3-7/8" big bore cylinder setup. The combination results in a compression ratio of 10.5:1. Piston skirts feature a unique black coating for improved wear-resistance, better fit and reduced noise. These pistons include Titanium SST rings to withstand the stresses seen in racing. Complete kit includes pistons, rings, wrist pins and clips. All EFI models require ECM calibration (priced separately). **For race application only.**

Fits '07-'17 Twin Cam models equipped with 3-7/8" cylinders and 4-3/8" stroke flywheels. Does not fit FXDLS, FLSS, FLSTFBS, FXSE or Twin-Cooled models.

22144-08B 3.875" Standard Bore.

B. SCREAMIN' EAGLE PRO TWIN CAM BIG BORE FLAT-TOP CAST PISTON KITS* – 3-7/8"

These Flat-Top Cast Pistons are designed for use with 3-7/8" Big Bore performance cylinders (1550). Kit includes rings, clips and pins. All EFI models require ECM calibration (priced separately). **For race application only.**

Fits '99-'06 Twin Cam 1550 models equipped with 3-7/8" cylinders.

22851-99A 3.875" Standard Bore.

*NOTE: See matrix on Page 87 for recommended cylinder head/piston combinations.

*Recalibration is required for proper installation. See Dealer for details. Labor cost not included.

*NOTICE: Always check piston-to-valve clearance with modified dome pistons and non-stock cam shafts.

Displacement Calculation:

$\pi \times r^2 \times \text{stroke} \times 2 \text{ cylinders}$
Where $\pi = 3.14$, and $r = (\text{bore diameter}/2)$

		Cylinder Head/Piston Combination Compression Ratio Chart			
Displacement	Piston Type	Original Equipment and CNC-Ported Factory Cylinder Heads	Kompressor Heads	CVO™ Stock Head and CNC Ported MVA	Hurricane Heads
95CI	SE Cast Big Bore Flat-Top Pistons P/N 22851-99A	9.4:1	10:1	N.A.	N.A.
	SE Cast High-Compression Pistons for stock TC 88® heads only P/N 22661-99A	10.25:1	N.A.	N.A.	N.A.
	SE Forged High-Compression Pistons P/N 22868-00A	9.6:1	10.5:1	N.A.	N.A.
96CI	Original Equipment	9.2:1	10.3:1	N.A.	N.A.
103CI	SE Cast Flat-Top Stroker Pistons P/N 21966-07	10:1	10.5:1	N.A.	N.A.
	SE Forged Flat-Top Stroker Pistons P/N 22942-00A	10:1	10.5:1	9:1	N.A.
	SE Forged High-Compression Pistons for stock TC 96™ heads or Kompressor Heads P/N 22144-08B	10.5:1	11:1	N.A.	N.A.
	SE Forged Stroker Pistons for CVO™ 110 or CNC Ported MVA Heads P/N 22137-08B	N.A.	N.A.	10.5:1	N.A.
	SE Forged Race High-Compression Pistons for CVO 110 or CNC Ported MVA Heads P/N 21928-08A	N.A.	N.A.	11.1	N.A.
SE High Compression Pistons – Twin-Cooled P/N 27000007	11.25:1	N.A.	N.A.	N.A.	
110CI	Original Equipment (CVO)	N.A.	N.A.	9.3:1	N.A.
	SE Forged High-Compression Pistons for CVO 110 or CNC Ported MVA Heads P/N 22502-07	N.A.	N.A.	10.5:1	N.A.
113CI	SE Forged High-Compression Pistons for CVO 110 or CNC Ported MVA Heads P/N 22571-07B	N.A.	N.A.	10.5:1	N.A.
	SE Forged Race High-Compression Pistons for CVO 110 or CNC Ported MVA Heads P/N 21915-08A	N.A.	N.A.	11.1	N.A.
120CI	SE Pro Twin Cam Forged Piston Kit for 4-5/8" Stroke P/N 22574-10	N.A.	N.A.	10.5:1	10.5:1
	SE Pro Twin Cam Forged Piston Kit for 4-5/8" Stroke P/N 21900001	N.A.	N.A.	12.1	12:1

"N.A." denotes not applicable – these combinations are not recommended.



A. SCREAMIN' EAGLE PRO TWIN CAM HIGH-COMPRESSION FORGED PISTONS FOR STOCK CYLINDER HEADS – 3-7/8"



B. SCREAMIN' EAGLE PRO TWIN CAM BIG BORE FLAT-TOP CAST PISTON KITS – 3-7/8"

NOTE: High-Compression Piston applications require installation of appropriate compression release in cylinder heads.

NOTICE: Cast pistons should not be used when engine speed is expected to exceed 6200 RPM. Failure to comply may result in engine damage.

TWIN CAM 89

Builders Components

C. SCREAMIN' EAGLE PRO STROKER FLYWHEEL AND ROD ASSEMBLY – 4-3/8"

This 4-3/8" stroker flywheel assembly can be combined with 3-7/8" cylinders and pistons to produce 1690cc (103") displacement, 4.00" cylinders and pistons for 1800cc (110") or with 4.060" cylinders and pistons for 1856cc (113") displacement. All EFI models require ECM calibration (priced separately).

23728-07A 4-3/8" Stroke. Fits '99-'05 Dyna and '99-'06 Touring models.

23727-07A 4-3/8" Stroke. Fits '00-'06 Softail models.

24100021 4-3/8" Stroke. Fits '06 Dyna models. Stock on '07-later Dyna and Touring Twin Cam 96™ models.

D. CRATE ENGINE SHORTBLOCK ASSEMBLY

The perfect starting point for building the engine of your dreams. Engine shortblocks are manufactured and assembled on Harley-Davidson's main engine assembly line for exceptional quality and reliability. Shortblock cases, flywheels, bearings and rods are pre-assembled and ready for your custom build. Kit includes current spec Original Equipment cam plate, oil pump, cam drive components and the gaskets, seals and most of the hardware required to complete the engine and install it (not all components shown). You select your cylinders, heads, cams, covers and other top-end components. Choose one of the Screamin' Eagle Stage kits to incorporate reliable performance and pick from our decorative engine covers to customize the look. Shortblock Assemblies are stamped with a new VIN and include MSO (Manufacturer's Statement of Origin). The MSO is for Domestic only. Kits ship directly from the factory within 3-5 days.

16200070 Black 96CI/103CI. Fits '07-'17 Dyna (except FXDLS), and '07-'16 Touring and Trike models (except CVO™).

16200071 Black 96CI/103CI. Fits '07-'17 Softail models (except FLSS, FLSTFBS and CVO).

E. SCREAMIN' EAGLE PISTON OIL JET ASSEMBLY

This unique oil jet is designed to provide additional piston skirt clearance when used with flywheels featuring a stroke longer than the 4-3/8" Original Equipment configuration. This oil jet will provide appropriate clearance for flywheels with stroke up to 4-5/8" when used with Screamin' Eagle pistons. Two required.

22315-06A Fits '99-'17 Dyna, '00-'17 Softail and '99-'16 Touring models.



C. SCREAMIN' EAGLE PRO STROKER FLYWHEEL AND ROD ASSEMBLY



D. CRATE ENGINE SHORTBLOCK ASSEMBLY – BLACK 96CI/103CI (16200070 SHOWN)



E. SCREAMIN' EAGLE PISTON OIL JET ASSEMBLY

TWIN CAM

90 TWIN CAM

Builders Components

A. SCREAMIN' EAGLE® AUTOMATIC COMPRESSION RELEASE



Automatic Compression Release (ACR) valves reduce the strain of starting your high-performance motor by reducing cylinder compression—automatically! The engine is easier to turn over, resulting in less wear on your starter and battery. After start, the ACR valves close to restore full compression. ACR gives you peace of mind and protects your investment. ACR can be installed on stock or Screamin' Eagle® Performance cylinder heads for all '07-'17 Twin Cam-equipped models. Installation requires machining to be performed by a competent machinist using the Screamin' Eagle Automatic Compression Release Fixture Kit P/N 94648-08 (sold separately). Installation requires separate purchase of model-specific ACR Wiring Harness.

28861-07A

Fits '07-'17 Twin Cam-equipped models. Can be used with Original Equipment or Screamin' Eagle Cylinder Heads. Does not fit with Twin-Cooled™ engines. (each)

B. SCREAMIN' EAGLE AUTOMATIC COMPRESSION RELEASE WIRING HARNESS



70623-06

Fits '07-'11 Dyna®, '07-'10 Softail® and '07 Touring models equipped with Automatic Compression Release Cylinder Heads.

70623-08

Fits '08-'11 Touring models equipped with Automatic Compression Release Cylinder Heads.

70623-11

Fits '11 Softail models equipped with Automatic Compression Release Heads.

C. SCREAMIN' EAGLE PRO MECHANICAL COMPRESSION RELEASE



These compression releases may be used to ease starting on high-compression engines, especially Stroker flywheel-equipped models. Releases are activated by pushing on the top before starting, which reduces cranking pressure, and allows the engine to spin over easier. After the engine starts they automatically close to restore full compression. Installation of these compression releases may require machining of the cylinder head. This operation should only be performed by a competent machinist or by using Mechanical Compression Release Machining Fixture P/N 94638-08. Sold in pairs.

32076-04

Fits all Screamin' Eagle Twin Cam Cylinder Heads (except heads equipped with Automatic Compression Release).



A. SCREAMIN' EAGLE AUTOMATIC COMPRESSION RELEASE



B. SCREAMIN' EAGLE AUTOMATIC COMPRESSION RELEASE WIRING HARNESS



C. SCREAMIN' EAGLE PRO MECHANICAL COMPRESSION RELEASE

Street legal and/or street compliant statements refer to product meeting 50-State emissions and noise standards in the United States.

The street legal and/or street compliant statements may not apply to markets outside of the United States.

TWIN CAM 91

Builders Components

D. SCREAMIN' EAGLE LEFTY BEARING

When high-performance engine modifications are made, the increased torque is transferred via the crankshaft to the drive system, putting a significantly higher load on the bearing. The Lefty Bearing is case hardened on the inner and outer race to provide increased load capacity and enhanced durability in high-torque applications. The bearing is installed in the left side of the crank case and supports the output shaft to the primary drive system. Actual bearing color may vary.

24004-03B

Fits '03-'17 Twin Cam-equipped models and '17-later Milwaukee Eight models.

E. SCREAMIN' EAGLE TIMKEN® BEARING SLEEVE

Convert a 2003-later Twin Cam model with a factory-installed roller bearing to a Timken® tapered bearing. When used with Screamin' Eagle Timken Bearing Tool P/N 34823-08 (sold separately), the Bearing Sleeve can be installed without precision machining. Sleeve accepts press-in Timken bearing (sold separately).

34822-08

Fits '03-'17 Twin Cam-equipped models. Installation requires separate purchase of model-specific Sprocket Spacer. '03-'05 Dyna® use P/N 24038-99A, '03-'06 Softail® use P/N 24039-01A, '03-'06 Touring use P/N 24008-99 and '06-later Dyna and '07-later Softail, Touring and Trike models use P/N 11887. Requires separate purchase of Tapered Roller Bearing Set P/N 9028.



D. SCREAMIN' EAGLE LEFTY BEARING



E. SCREAMIN' EAGLE TIMKEN BEARING SLEEVE


Street legal and/or street compliant statements refer to product meeting 50-State emissions and noise standards in the United States.

The street legal and/or street compliant statements may not apply to markets outside of the United States.

TWIN CAM

SPORTSTER® POWERTRAIN

Screamin' Eagle® Stage upgrades offer complete street-compliant performance configurations engineered to generate specific torque and horsepower gains. Eliminating all the guesswork and trial-and-error testing normally associated with engine modifications, Stage upgrades include everything you need to enhance your bike's performance.

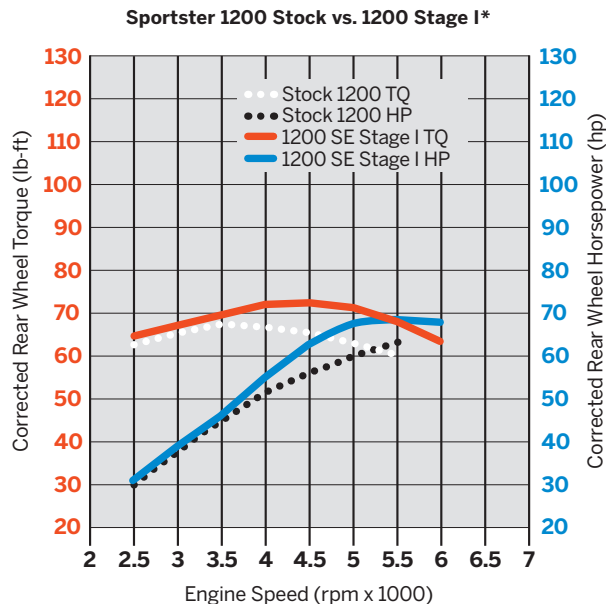


STAGE I

INTAKE + EXHAUST + TUNING

The easiest and most cost-effective step to improve your motorcycle's performance is to increase the air flow into and out of the engine. A high-flow air cleaner and system-matched slip-on mufflers provide horsepower and torque improvements you can feel throughout the RPM range, and serve as the core components for all performance upgrades. ECM calibration is required to tune the fuel flow and timing required to accommodate the improved airflow.

Stage I upgrade can be installed without engine disassembly. No special tools are required. Requires ECM tuning.



* 14-'22 XL1200 Stage II with Heavy Breather A/C & Street Cannon Mufflers

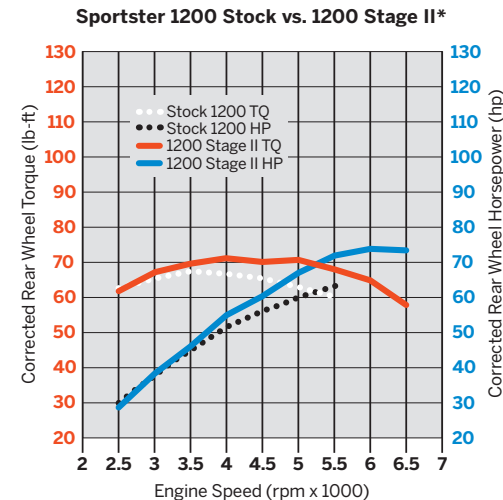
Street legal and/or street compliant statements refer to product meeting 50-State emissions and noise standards in the United States.

The street legal and/or street compliant statements may not apply to markets outside of the United States.

STAGE II

STAGE I + CAM UPGRADE

Adding performance cams to a Stage I equipped bike is the next step to improved performance. Cam choices allow you to tailor the engine's performance to your specific needs. A torque cam offers on-demand throttle response from low to mid RPM at cruising speed. A power cam targets high-RPM, wide-open throttle response that keeps pulling right up to redline. ECM calibration tuning is required to accommodate the increased valve timing, and performance valve springs may be required for high-lift cams.



* 14-'22 XL1200 Stage II with Heavy Breather A/C & Street Cannon Mufflers



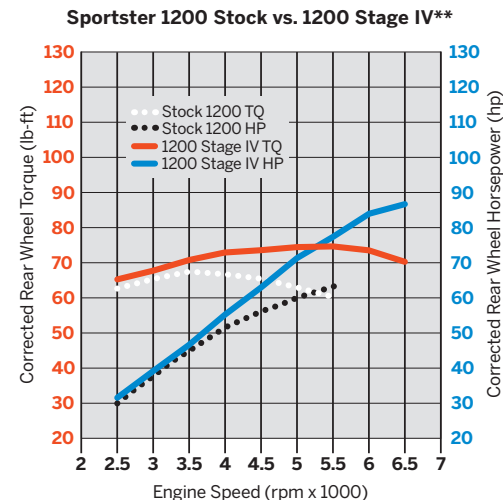
Stage II upgrade requires minor engine disassembly to replace the cam. Special tools and ECM tuning are required.



STAGE IV

STAGE I + CAMS, PISTONS, CYLINDER HEADS & THROTTLE BODY

For maximum performance improvement, the addition of high-compression pistons, free-flowing ported cylinder heads and a big bore throttle body top off a performance build. The large-diameter throttle body and port-matched intake manifold deliver huge volumes of fuel and air to the engine, the smooth passages and larger valves easily dump the mixture into the engine and the high compression pistons squeeze the air/fuel into a more volatile vapor. When ignited, the result is a major power increase. Designed to satisfy the high-RPM, throttle-twisting rider, the Stage IV update delivers 20-30% increase in power that keeps pulling right up to the redline, without sacrificing mid-range torque. ECM calibration tuning is required to add more fuel, and a higher-lift cam may be required to deliver maximum power.



** 1200 Stage IV with High-Flow A/C & Street Cannon Mufflers



Stage IV "bolt-on" upgrade requires removal of the engine's top end and opening the cam chest. Engine remains in the chassis and no machining is required. Special tools and ECM tuning are required.



Street legal and/or street compliant statements refer to product meeting 50-State emissions and noise standards in the United States.

The street legal and/or street compliant statements may not apply to markets outside of the United States.

94 SPORTSTER®

Stage I Upgrade – Intake

A. SCREAMIN' EAGLE® HEAVY BREATHER PERFORMANCE AIR CLEANER KIT

This high-flow forward-facing exposed element Air Cleaner Kit is sure to turn heads at the starting line. Featuring a polished elbow and exposed filter, this unique air cleaner system offers improved performance and airflow when compared to the stock or Screamin' Eagle® High-Flow Air Cleaner. The washable and rechargeable filter features a bright chrome end cap with a laser-engraved Screamin' Eagle logo. Intake tube and back plate are made from die-cast lightweight aluminum and are polished and chrome-plated or painted black for a brilliant finish. The back plate features integral breathers and sealed breather bolt plug. Kit includes a water-repellent rain sock and all mounting hardware. 50-State U.S. EPA compliant.

Fits '08-'22 XL models with Original Equipment Throttle Body. All models require ECM calibration for proper installation. '17-later models require recalibration with Screamin' Eagle Pro Street Tuner (sold separately).

29080-09A Gloss Black.

Fits '14-'22 XL1200 model equipped with Screamin' Eagle High Flow 58mm Throttle Body. All models require ECM calibration for proper installation. '17-later models require recalibration with Screamin' Eagle Pro Street Tuner (sold separately).

29400227A Gloss Black.

NOTE: The washable and rechargeable filter uses a special coating to help filter fine particles from the incoming air. With time, the oil in the filter will dissipate and the element will begin to turn gray. The original red color can be restored with an application of K&N® Air Filter Oil.

B. SCREAMIN' EAGLE HEAVY BREATHER FILTER COVER – TEARDROP

Dress up the Heavy Breather Air Cleaner with this radical cover. Manufactured from forged aluminum and precision CNC-machined and polished, these easy-to-install two-piece covers add a rich custom look. Cover is available in mirror-chrome or cut back gloss black finish to match your customizing direction. Kit includes water-repellent rain sock.

Fits models equipped with Screamin' Eagle Heavy Breather Air Cleaner Kits (except Compact Heavy Breather P/N 28716-10A, Heavy Breather Elite P/N 29400173, 29400172 or 29400285, and Milwaukee-Eight Heavy Breather P/N 29400263 or 29400264).

28739-10A Cut Back Gloss Black – End Logo.

28740-10A Chrome – End Logo.

C. SCREAMIN' EAGLE® PERFORMANCE AIR CLEANER KIT – RAIL COLLECTION

The look is bold and the performance exhilarating. This race-inspired air cleaner is engineered to flow through the perimeter and the face of the air filter, providing high volumes of unrestricted airflow to the engine. The open-design face plate features a rich black finish with machined longitudinal strakes to expose the glowing aluminum below. Kit includes air cleaner trim, one-piece cast back plate, high-flow washable air filter element, rain sock and all required hardware. 50-State U.S. EPA compliant.

29400232A

Fits '07-'22 XL models with Original Equipment throttle body. All models require ECM calibration for proper installation. '17-later models require recalibration with Screamin' Eagle® Pro Street Tuner (sold separately).

NOTE: The washable and rechargeable filter use a special coating to help filter fine particles from the incoming air. With time, the oil in the filter will dissipate and the element will begin to turn gray. The original red color can be restored with an application of K&N® Air Filter Oil.



A. SCREAMIN' EAGLE HEAVY BREATHER PERFORMANCE AIR CLEANER KIT – GLOSS BLACK



B. SCREAMIN' EAGLE HEAVY BREATHER FILTER COVER – TEARDROP, CHROME



B. SCREAMIN' EAGLE HEAVY BREATHER FILTER COVER – TEARDROP, CUT BACK GLOSS BLACK




C. SCREAMIN' EAGLE PERFORMANCE AIR CLEANER KIT – RAIL COLLECTION

Street legal and/or street compliant statements refer to product meeting 50-State emissions and noise standards in the United States.

The street legal and/or street compliant statements may not apply to markets outside of the United States.



D. SCREAMIN' EAGLE OVAL HIGH-FLOW AIR CLEANER



E. SCREAMIN' EAGLE ROUND HIGH-FLOW AIR CLEANER



F. SCREAMIN' EAGLE AIR CLEANER RAIN SOCK (SHOWN WITH #1 SKULL AIR CLEANER TRIM)



G. MUFFLER END CAPS – 3.25"

SPORTSTER® 95

Stage I Upgrade – Intake

D. SCREAMIN' EAGLE® OVAL HIGH-FLOW AIR CLEANER

The XL High-Flow Air Cleaner Kit provides increased airflow to boost the power of your fuel-injected Sportster® model. The complete kit features a composite air cleaner back plate, air cleaner cover adapter, a high-flow washable synthetic media filter element that does not require oiling and a breather system that routes gasses and excess oil directly into the intake. Kit also includes cover trim and all mounting hardware. Street compliant when used with stock mufflers. 50-State U.S. EPA compliant.

29782-07

Fits '07-'22 XL models with Original Equipment throttle body and oval air cleaner cover. All models require ECM calibration for proper installation. '17-later models require recalibration with Screamin' Eagle® Pro Street Tuner (sold separately). Pending approval for use in California on '21 models. Refer to H-D.com/shop for status.

E. SCREAMIN' EAGLE ROUND HIGH-FLOW AIR CLEANER

The XL High-Flow Air Cleaner Kit provides increased airflow to boost the power of your fuel-injected Sportster model. Available with brilliant chrome or gloss black back plate, this Round Air Cleaner transforms the appearance of your Evolution powerplant and allows you to replace the Original Equipment oval air cleaner cover with your choice of accessory round covers. Or choose to flaunt your performance gains with the open element look, finished with custom Air Cleaner Trim from one of the Harley-Davidson® decorative collections. Kit includes one-piece cast back plate, high-flow washable air filter element and all required hardware. Street compliant when used with stock mufflers. 50-State U.S. EPA compliant.

Fits '07-'22 XL models with Original Equipment throttle body and round air cleaner cover or round air cleaner Trim. Proper installation with round air cleaner cover requires separate purchase of Air Cleaner Filter Gasket P/N 25700127. All models require ECM calibration for proper installation. '17-later models require recalibration with Screamin' Eagle Pro Street Tuner (sold separately). Pending approval for use in California on '21 models. Refer to H-D.com/shop for status.

29000019A Chrome.

29000009A Black.

Fits '07-'22 California XL models with Original Equipment throttle body and round air cleaner cover or round air cleaner Trim. Proper installation with round air cleaner cover requires separate purchase of Air Cleaner Filter Gasket P/N 25700127. All models require ECM calibration for proper installation.

29000484 Chrome.

29000483 Gloss Black.

F. SCREAMIN' EAGLE AIR CLEANER RAIN SOCK

Add the open-element look to your Screamin' Eagle High-Flow style Air Cleaner. This easy-to-install kit allows you to replace the traditional Original Equipment air cleaner cover with custom inserts from one of the H-D® Decorative Collections. Kit includes a breathable mesh cover with classic Bar & Shield logo that stretches over the filter to maximize airflow while protecting the exposed element from the rain. Fits traditional cone-shaped air cleaner elements featured in many Screamin' Eagle Twin Cam Stage Kits.

28728-10

Fits Screamin' Eagle Round High-Flow Air Cleaner Kits.

G. MUFFLER END CAPS – 3.25"

These easy-to-install caps allow you to finish your 3.25" Screamin' Eagle mufflers your way. Sold in pairs. Installation hardware included.

Fits '14-'22 XL and '07-'17 Softail® models equipped with Screamin' Eagle 3.25" Street Cannon Mufflers.

65100044 Chrome – Slash Up/Down/Out.

65100063 Jet Black – Slash Up/Down/Out.

Street legal and/or street compliant statements refer to product meeting 50-State emissions and noise standards in the United States.

The street legal and/or street compliant statements may not apply to markets outside of the United States.

96 SCREAMIN' EAGLE®

Sportster® Stage I Upgrade


A. SCREAMIN' EAGLE® STREET CANNON SLIP-ON MUFFLERS – SPORTSTER® SHORTY DUAL

These 3.25" street compliant high-flow mufflers have been specifically tuned to deliver an aggressive exhaust note and improved performance while preserving the peace with your neighbors. Available in your choice of rich chrome or heat-resistant jet black ceramic finish. Complete the look with your choice of 3.25" endcaps and Screamin' Eagle® Muffler shields (sold separately).

Fits '14-'22 XL models. Installation requires separate purchase of 3.25" End Caps and Muffler Clamps P/N 65900012 (Qty 2). All models require ECM calibration for proper installation. '17-later models require recalibration with Screamin' Eagle® Pro Street Tuner (sold separately). Pending approval for use in California on '21 models. Refer to H-D.com/shop for status.

64900208A Chrome.

64900209A Jet Black.



A. SCREAMIN' EAGLE STREET CANNON SLIP-ON MUFFLERS – SPORTSTER SHORTY DUAL, CHROME (SHOWN WITH CHROME SLASH END CAPS AND BUCKSHOT EXHAUST SHIELDS)

B. SCREAMIN' EAGLE® SLASH-CUT MUFFLER SHIELDS – SATIN BLACK

Shaped to mirror the slash down profile of available muffler end caps, this set of rich satin black Muffler Shields is the perfect complement to your blacked-out exhaust system. The rear shield features a subtle laser-etched Screamin' Eagle script. Easy-to-install kit includes front and rear shields and black mounting hardware.

65400405 Satin Black.
Fits '07-'22 XL, '07-'17 Dyna® (except '08-'17 FLD, FXDF, FXDL, FXDLS and '10-'17 FXDWG) and '07-'17 Softail® models equipped with Screamin' Eagle Street Performance Mufflers.



A. SCREAMIN' EAGLE STREET CANNON SLIP-ON MUFFLERS – SPORTSTER SHORTY DUAL, JET BLACK (SHOWN WITH JET BLACK SLASH END CAPS AND BUCKSHOT EXHAUST SHIELDS)

C. SCREAMIN' EAGLE SLASH-CUT MUFFLER SHIELDS – CHROME

Styled to complement the ballistic inlet shape of the Screamin' Eagle Street Performance Slip-On Mufflers. The slash-cut rear shield features a laser-etched Screamin' Eagle signature script. Easy-to-install kit includes front and rear shields and mounting hardware.

65400464 Chrome.
Fits '07-'22 XL, '07-'17 Dyna® (except '08-'17 FLD, FXDF, FXDL, FXDLS and '10-'17 FXDWG) and '07-'17 Softail models equipped with Screamin' Eagle Street Performance Mufflers.



B. SCREAMIN' EAGLE SLASH-CUT MUFFLER SHIELDS – SATIN BLACK




C. SCREAMIN' EAGLE SLASH-CUT MUFFLER SHIELDS – CHROME

D. BUCKSHOT EXHAUST SHIELD KIT

These custom shields feature a perforated "Buckshot" design that exposes the head pipe for a raw, rebellious look. Available in your choice of finishes, these exhaust shields are a perfect match for Original Equipment or Screamin' Eagle® mufflers and provide a consistent look from front to back. Manufactured to Original Equipment standards for exacting fit, the easy-to-install kit includes front and rear head pipe shields.

65400137A Jet Black.

Fits '14-'22 XL models.



D. BUCKSHOT EXHAUST SHIELD KIT – JET BLACK (65400137A SHOWN)

NOTE: Due to increased diameter of these mufflers some realignment of head pipes is usually required. It is recommended to replace exhaust port gaskets, P/N 65324-83A (stock) or P/N 17048-98 (performance), to avoid tendency of head pipes to return to original position when re-tightened.

NOTE: There is no warranty on exhaust pipes and mufflers with regard to any discoloration. Blueing is caused by tuning characteristics, cam timing, carburetor jetting, over-heating, etc. and is not caused by defective manufacturing.

Street legal and/or street compliant statements refer to product meeting 50-State emissions and noise standards in the United States.

The street legal and/or street compliant statements may not apply to markets outside of the United States.

SCREAMIN' EAGLE® 97

Sportster® Stage I Upgrade

STAGE II

E. SCREAMIN' EAGLE® PERFORMANCE II SE-585 CAM KIT– SPORTSTER®

The high-lift full throttle cam kit provides significant horsepower gains when coupled with high-flowing exhaust and intake components, and is a great fit for full-throttle horsepower junkies. 50-State U.S. EPA compliant. (exception below).

25400125

Fits '14-'22 XL1200 models. Requires installation of Performance Cylinder Heads P/N 16500074 or 16500347, or upgrade of Original Equipment heads with Performance Valve Spring Kit P/N 18013-03A. All EFI models require ECM calibration for proper installation. '17-later models require recalibration with Screamin' Eagle Pro Street Tuner (sold separately). Labor cost not included. See Dealer for details. Does not fit '22 California models.

F. SCREAMIN' EAGLE® SPORTSTER® CONVERSION KIT – 883CC TO 1200CC

Make your Iron 883™ model roar. This complete conversion kit will alter the personality of your 883-equipped Sportster® model. Designed to bring your XL883 model up to XL1200 specifications. No case machining is required for installation. 50-State U.S. EPA compliant.

Kit includes:

- Sportster High-Flow Air Cleaner Kit
- XL1200 Cylinder Heads
- XL1200 Cylinders
- XL1200 Pistons and Rings
- Heavy Duty Clutch Spring
- Top End Gasket Kit

29784-07 Black Highlighted.

Fits 50-State '07-'22 XL883 models. All models require ECM calibration for proper installation. '17-later models require recalibration with Screamin' Eagle® Pro Street Tuner (sold separately).

30003-10 Black Non-Highlighted.

Fits 50-State '08-'22 XL883 models. All models require ECM calibration for proper installation. '17-later models require recalibration with Screamin' Eagle Pro Street Tuner (sold separately).



E. SCREAMIN' EAGLE PERFORMANCE II SE-585 CAM KIT– SPORTSTER

STAGE IV



F. SCREAMIN' EAGLE® SPORTSTER® CONVERSION KIT – 883CC TO 1200CC

Street legal and/or street compliant statements refer to product meeting 50-State emissions and noise standards in the United States.

The street legal and/or street compliant statements may not apply to markets outside of the United States.

A. SCREAMIN' EAGLE® SPORTSTER® STAGE IV KIT – 1200CC TO 1200CC

Maximize the horsepower and torque available for your street compliant Sportster® model. This complete engine package includes all the components you need to build a high-performance ride while still retaining the original factory warranty. Installation does not require removal of the powertrain from the chassis.

- Kit includes:
- CNC-Ported Cylinder Heads with Performance Valve Springs
 - Screamin' Eagle® XL SE-585 Cams
 - Forged Hi-Compression 10.5:1 Pistons and Rings
 - 58mm Throttle Body and Intake Manifold
 - Top End Gasket Kit

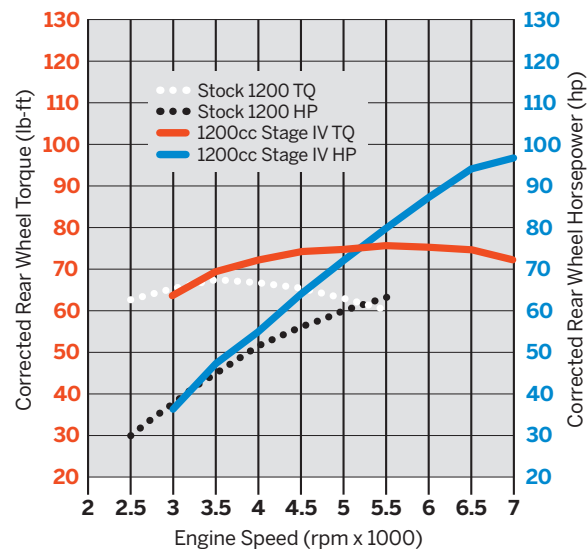
Fits '14-'22 XL1200 models. Requires separate purchase of 58mm compatible accessory air cleaner. All models require ECM calibration for proper installation. '17-later models require recalibration with Screamin' Eagle Pro Street Tuner (sold separately). 50-State U.S. EPA compliant. **Pending regulatory approval for '20 models. Refer to the product information at www.H-D.com/shop for status.**

- 92500041** Black Highlighted Heads.
92500042 Black Non-Highlighted Heads.



⚡

Sportster 1200 Stock vs. 1200cc Stage IV Race Kit*

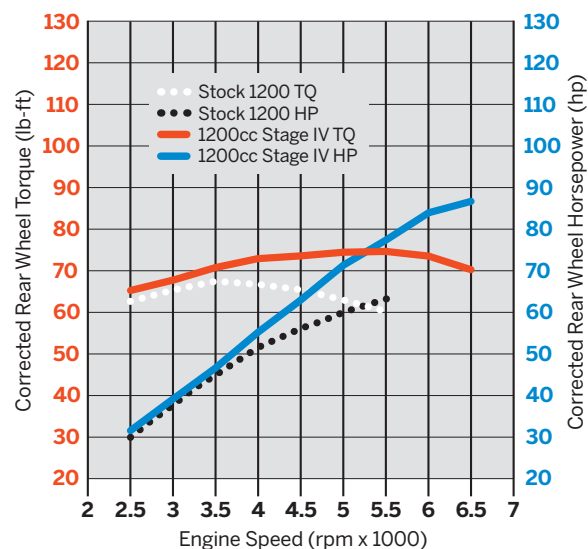


* 1200 Stage IV Race with Heavy Breather & Race Exhaust

Street legal and/or street compliant statements refer to product meeting 50-State emissions and noise standards in the United States.

The street legal and/or street compliant statements may not apply to markets outside of the United States.

Sportster 1200 Stock vs. 1200 Stage IV**



** 1200 Stage IV with 58mm Heavy Breather A/C & Street Cannon Mufflers

Street legal and/or street compliant statements refer to product meeting 50-State emissions and noise standards in the United States.

The street legal and/or street compliant statements may not apply to markets outside of the United States.

B. SCREAMIN' EAGLE® HIGH-FLOW 58MM EFI THROTTLE BODY AND MANIFOLD – SPORTSTER® MODELS

This massive 58mm bore Throttle Body is extruded, precision machined and anodized to provide all the air you'll need to dominate at the track. This kit includes a system-matched high-flow intake manifold. All EFI-equipped models require ECM calibration (sold separately).

- 27200026** Black Finish.
 Fits '14-'22 XL1200 models. Requires separate purchase of 58mm Screamin' Eagle® Air Cleaner Kit P/N 29400227 or 29400228.

C. SCREAMIN' EAGLE PRO HIGH-FLOW INJECTOR – 4.3 g/s

Injectors provide fuel delivery at the rate of 4.3 grams/second. All EFI-equipped models require ECM calibration (sold separately). **For race application only.**

- 27609-01B**
 Fits XL models equipped with Screamin' Eagle 58mm Throttle Body P/N 27200026.



B. SCREAMIN' EAGLE HIGH-FLOW 58MM EFI THROTTLE BODY AND MANIFOLD – SPORTSTER MODELS



C. SCREAMIN' EAGLE PRO HIGH-FLOW INJECTOR

Street legal and/or street compliant statements refer to product meeting 50-State emissions and noise standards in the United States.

The street legal and/or street compliant statements may not apply to markets outside of the United States.

100 SPORTSTER®

Builders Components

A. SCREAMIN' EAGLE PERFORMANCE VALVE SPRING KIT*



This performance beehive-shaped Valve Spring Kit will permit the Sportster® engine to rev to 7000 RPM. The unique ovate wire yields increased performance from a compact spring design. The installed spring pressure is increased to 208 lbs, and allows a maximum lift of .590". Complete kit includes springs, upper collars and keepers and lower collars with integral valve seals.

18013-03A

Fits '04-'22 XL, XR and '05-'17 Twin Cam-equipped models. Does not fit FXDLS, FLSS, FLSTFBS or Screamin' Eagle Performance Heads with .3125" diameter valves.

Also available:

SCREAMIN' EAGLE VALVE SPRING SHIM KIT



This Valve Spring Shim Kit allows the engine builder to adjust spring pressure by combining various-thickness shims. The kit is a great help when trying to obtain consistent spring pressure across all valves. Kit includes 12 shims (4 each: .015", .030", .060" thickness).

18226-03

Fits '04-'22 XL and '05-'17 Twin Cam models equipped with Valve Spring Kit P/N 18344-05. Also fits '99-'04 Twin Cam, all Evolution 1340 and '86-'03 XL models equipped with Valve Spring Kit P/N 18013-03A.

B. SCREAMIN' EAGLE HIGH-CAPACITY TAPPETS*



This latest version of the Screamin' Eagle High-Capacity Tappet incorporates a special heat treatment on the bearing needles and axle. In addition to the already proven, 25% larger, high-capacity needle bearings, this new heat treat technology increases material hardness and compressive strength, ultimately enabling the tappet to withstand the grueling engine speeds and high valve lift found in many performance engine configurations. The newest technology is identified with a laser-etched "SE" on the axle of the tappet (shown in product image). Set of 4.

18572-13


Fits '18-later Milwaukee-Eight®-equipped models, '99-'17 TWIN Cam-equipped models and '00-'22 XL and XR models.



A. SCREAMIN' EAGLE PERFORMANCE VALVE SPRING KIT

Spring Kit (Valve Stem Dia.)	Force at 1.800" Installed Height	Recommended Max Lift	Spring Force at Max Lift	RPM Range	Spring Type	Cam Application	Notes
18013-03A (7mm)	208	.585	380	0-6500	Ovate Beehive	SE-203, 204, 211, 253, 255, 258, 259E, 585	Used on SE XL, OE CNC Ported and SE Kompressor Twin Cam Heads.
18344-05 (7mm)	195	.660	520	0-7000	Double wound	SE-251, 260, 264, 263E, 266E	N/A
18281-02A	195	.660	520	0-7000	Double wound	SE-251, 260, 264, 263E, 266E, RX267	Used on SE MVA and SE 110+

SCREAMIN' EAGLE VALVE SPRING KIT CHART



B. SCREAMIN' EAGLE HIGH-CAPACITY TAPPETS

***NOTICE:** Proper valve spring to rocker cover clearance must always be verified during installation of Screamin' Eagle Valve Spring Kits. Failure to have adequate clearance may result in engine damage.

*NOTE: In race applications, high-lift cams and stiff valve springs put extreme pressure on the engine's lifters and pushrods. At 7,000 RPM, instantaneous forces of up to 1200 lbs. can be experienced. This severe dynamic loading can lead to accelerated tappet wear. In these applications, we suggest installation of Screamin' Eagle High-Capacity Tappets and periodic tappet inspection and replacement to maximize engine life.

Street legal and/or street compliant statements refer to product meeting 50-State emissions and noise standards in the United States.

The street legal and/or street compliant statements may not apply to markets outside of the United States.



C. SCREAMIN' EAGLE PRO PERFECT FIT PUSHRODS



SCREAMIN' EAGLE PRO XL CAMSHAFT SPECS

Description	Part Number	Lift @ Valve Intake/Exhaust	Duration @.053 Intake/Exhaust	Timing @.053 Lift Open/Close	TDC Lift @ Valve Int/Exh
Stock	'07-later XL models	.480"/.481"	215°/230°	Intake: 10° BTDC/25° ABDC Exhaust: 38° BBDC/12° ATDC	.133"/.138"
Performance II	25400125	.585"/.585"	236°/261°	Intake: 11° BTDC/45° ABDC Exhaust: 60° BBDC/21° ATDC	.140"/.188"

Theoretical, based on rocker arm ratio of 1.65. Valve train components, operation temperature and tolerance stack-up will affect actual lifts.

D. SCREAMIN' EAGLE PRO SPORTSTER CAM KITS

SPORTSTER® 101

Builders Components

C. SCREAMIN' EAGLE PRO PERFECT FIT PUSHRODS*



These one-piece tapered pushrods are stiffer than conventional pushrods and are lighter than adjustable pushrods. These are perfectly sized for the engine builder using Screamin' Eagle CNC ported heads or milled OE cylinder heads and an OE cam set. Sold in sets of 4.

18424-06 -.050"

Fits '92-'22 XL models equipped with Screamin' Eagle Pro Sportster® Cylinder Heads P/N 16677-05.

D. SCREAMIN' EAGLE® PERFORMANCE II SE-585 CAM KIT- SPORTSTER



The high-lift full throttle cam kit provides significant horsepower gains when coupled with high-flowing exhaust and intake components, and is a great fit for full throttle horsepower junkies. 50-State U.S. EPA compliant.

25400125

Fits '14-'22 XL1200 models. Requires installation of Performance Cylinder Heads P/N 16500074 or 16500347, or upgrade of Original Equipment heads with Performance Valve Spring Kit P/N 18013-03A. All EFI models require ECM calibration for proper installation. '17-later models require recalibration with Screamin' Eagle Pro Street Tuner (sold separately). Labor cost not included. See Dealer for details.

*NOTE: In race applications, high-lift cams and stiff valve springs put extreme pressure on the engine's lifters and pushrods. At 7,000 RPM, instantaneous forces of up to 1200 lbs. can be experienced. This severe dynamic loading can lead to accelerated tappet wear. In these applications, we suggest installation of Screamin' Eagle High-Capacity Tappets and periodic tappet inspection and replacement to maximize engine life.

Street legal and/or street compliant statements refer to product meeting 50-State emissions and noise standards in the United States.

The street legal and/or street compliant statements may not apply to markets outside of the United States.

102 SPORTSTER®

Builders Components

A. SCREAMIN' EAGLE® PRO CNC PORTED FACTORY CYLINDER HEADS – SPORTSTER®

CNC Ported Heads offer a cost-effective approach to upgrading the performance of your motorcycle. The intake and exhaust ports are meticulously machined for smooth surfaces, improving the flow characteristics of air and fuel in order to provide enhanced performance. But it doesn't end there; the proven stock valves rest in reshaped valve seats to further improve flow rates. The combustion chambers have been machined for smooth surfaces and feature a blended radius on the bathtub edge to reduce detonation by eliminating hot spots and promoting improved combustion. The head gasket surface has been milled to maintain stock combustion chamber volume (59.9cc), which results in stock compression when used with Original Equipment pistons. Compression can be increased with the installation of Screamin' Eagle® high-compression pistons. Heads are assembled with Original Equipment valves and high-performance valve springs that support cams with lift up to .585". All EFI models require ECM calibration (priced separately). **For race application only.**

16500074 Black Non-Highlighted.
Fits '07-'22 XL1200 models. Requires installation of Perfect Fit Pushrod Kit (-.050) P/N 18424-06 when installed with Original Equipment cams.

16500347 Black Highlighted.
Fits '07-'22 XL1200 models. Requires installation of Perfect Fit Pushrod Kit (-.050) P/N 18424-06 when installed with Original Equipment cams.

B. SCREAMIN' EAGLE PRO XL1200 FORGED HIGH-COMPRESSION PISTON KIT

Designed to develop a 10.5:1 compression ratio when combined with stock heads or when combined with Screamin' Eagle Performance Heads. These forged pistons have been plated with electroless-nickel for maximum durability in high-performance applications. Kit includes a pair of pistons, wrist pins, rings and circlips. All EFI models require ECM calibration (priced separately). **For race application only.**

22711-04A Standard Bore.
Fits '04-'22 XL1200 models with Original Equipment cylinder heads and '07-'22 XL1200 models with Screamin' Eagle Cylinder Heads P/N 16500074 or 16500347. Also Fits '92-'06 XL1200 models with Screamin' Eagle Cylinder Heads P/N 16500164.

C. SCREAMIN' EAGLE PRO FORGED HIGH-COMPRESSION XL883 TO 1200 CONVERSION PISTON KIT

Convert your XL883 to a full 1200cc with this Piston Kit. These forged pistons have a redesigned "dished" top that has been optimized for use with stock 883 heads. Compression ratio is increased to 10:1 and works great with Screamin' Eagle cams. Kit includes ECM pistons, rings, pins and circlips. All EFI models require ECM calibration (priced separately). **For race application only.**

Fits '86-'22 XL883 models with stock heads. Requires separate purchase of 1200cc cylinders and gaskets.

22698-01A Standard Bore.




A. SCREAMIN' EAGLE PRO CNC PORTED FACTORY CYLINDER HEADS – SPORTSTER (16500074 SHOWN)



B. SCREAMIN' EAGLE PRO XL1200 FORGED HIGH-COMPRESSION PISTON KIT




C. SCREAMIN' EAGLE PRO FORGED HIGH-COMPRESSION XL883 TO 1200 CONVERSION PISTON KIT



D. SCREAMIN' EAGLE PRO BIG BORE 44MM CV CARBURETOR KIT



E. SCREAMIN' EAGLE RACE VALVE SPRING KIT



SCREAMIN' EAGLE PRO EVOLUTION 1340 CAMSHAFT SPECS

Description	Part Number	Lift @ Valve Intake/Exhaust	Duration @.053 Intake/Exhaust	Timing @.053 Lift Open/Close	TDC Lift @ Valve Intake/Exhaust
SE-4	25752-97	.505"/.505"	235°/240°	Intake: 20° BTDC/36° ABDC Exhaust: 46° BBDC/14° ATDC	0.189"/.151"

Theoretical, based on rocker arm ratio of 1.65. Valve train components, operation temperature and tolerance stack-up will affect actual lifts.

F. SCREAMIN' EAGLE PRO EVOLUTION 1340 CAMSHAFTS

EVOLUTION® 1340 103

Builders Components

D. SCREAMIN' EAGLE PRO BIG BORE 44MM CV CARBURETOR KIT

This carb kit is exclusive to Screamin' Eagle® parts. The CV (constant velocity) design creates smooth air/fuel delivery for exceptional low- and mid-range power. The big 44mm bore allows this carb to feed even the most air hungry engine at high RPM. Easy to install with stock cables. Screamin' Eagle Intake Manifold required for proper fitment. Separate purchase of Screamin' Eagle High-Flow Air Cleaner Kit is recommended for optimal performance. This 44mm CV carburetor is not cruise-control compatible. **For race application only.**

27934-99
Fits '90-'99 carbureted Evolution 1340-equipped models, '99-'06 carbureted Twin Cam-equipped models.

E. SCREAMIN' EAGLE® RACE VALVE SPRING KIT*

This straight coil double spring Race Valve Spring Kit will allow the engine to rev to 7000 RPM and enable the use of higher-lift cams. Complete kit includes springs, upper and lower collars and valve keys.

18281-02A 5/16" dia. Valve Stems.
Fits '99-'04 Twin Cam, all Evolution® 1340 and '86-'03 XL models. (not shown)

Also available: SCREAMIN' EAGLE VALVE SPRING SHIM KIT

This Valve Spring Shim Kit allows the engine builder to adjust spring pressure by combining various-thickness shims. The kit is a great help when trying to obtain consistent spring pressure across all valves. Kit includes 12 shims (4 each: .015", .030", .060" thickness).

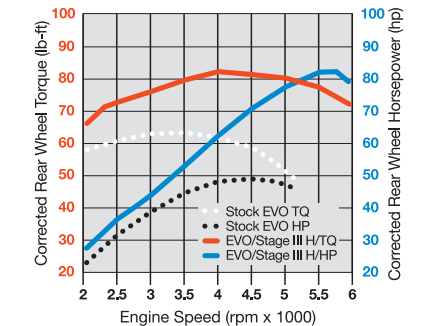
18226-03
Fits '04-'22 XL and '05-'17 Twin Cam models equipped with Valve Spring Kit P/N 18344-05. Also fits '99-'04 Twin Cam, all Evolution 1340 and '86-'03 XL models equipped with Valve Spring Kit P/N 18013-03A.

F. SCREAMIN' EAGLE® PRO EVOLUTION® 1340 CAMSHAFTS

Fits '84-'99 carbureted Evolution® 1340-equipped models. Some cams may also be used on EFI Evolution 1340-equipped models in conjunction with an approved ECM calibration. See your Dealer for details.

SE-4 CAM
Unique advanced profile design provides exceptional bolt-in power for heavy bikes. Broad torque band from 3000-5500 RPM. **For race application only.**

25752-97



***NOTE:** 1340 Cams over .510" lift may require case and/or tappet guide machining for cam lobe clearance. '84-'85 model's pistons may need to be fly-cut to obtain proper clearance. Please refer to instruction sheets and service manuals for more detail.

***NOTE:** In race applications, high-lift cams and stiff valve springs put extreme pressure on the engine's lifters and pushrods. At 7,000 RPM, instantaneous forces of up to 1200 lbs. can be experienced. This severe dynamic loading can lead to accelerated tappet wear. In these applications, we suggest installation of Screamin' Eagle High-Capacity Tappets and periodic tappet inspection and replacement to maximize engine life.

Street legal and/or street compliant statements refer to product meeting 50-State emissions and noise standards in the United States.

The street legal and/or street compliant statements may not apply to markets outside of the United States.

SCREAMIN' EAGLE® MULTI-FIT ACCESSORIES

When building a performance powertrain, don't overlook the small stuff. After all, good clean air and a powerful spark are essential for maximum power and engine life. Air cleaner covers and washable K&N® air filters are available to dress your bike in style while maximizing the flow of air to your engine, and Screamin' Eagle® premium spark plugs and plug wires will keep the fire burning.



A. SCREAMIN' EAGLE ROUND AIR CLEANER COVER – RATCHET



B. SCREAMIN' EAGLE ROUND AIR CLEANER COVER – CALIBRE



C. AIR CLEANER TRIM KITS – DARK CUSTOM



C. AIR CLEANER TRIM KITS – #1 SKULL



C. AIR CLEANER TRIM KITS – WILLIE G SKULL



C. AIR CLEANER TRIM KITS – WILLIE G SKULL

Air Cleaner Covers

A. SCREAMIN' EAGLE® ROUND AIR CLEANER COVER – RATCHET

The Ratchet Air Cleaner Cover trims the face of the Screamin' Eagle® Round Air Cleaner filter in style. Ideal for use with Extreme open face filters, the forged aluminum cover wraps the leading edge of the filter element, covering the rubber gasket without restricting the airflow. The Ratchet Cover is finished in rich black, and features a center bar with Screamin' Eagle script and a lugged outer ring. The kit includes a black filler plate to cover the unfinished face of standard High Flow filter for a clean blacked-out appearance.

61300845

Fits '18-later Softail® and '17-later Touring and Trike models equipped with Screamin' Eagle round High Flow Air Cleaner.

B. SCREAMIN' EAGLE ROUND AIR CLEANER COVER – CALIBRE

The unique open slot design of the Calibre Air Cleaner Cover maximizes style without compromising performance. Ideal for use with Extreme open face filters, the forged aluminum cover wraps the leading edge of the filter element, covering the rubber gasket without restricting the airflow. The gloss black Calibre Cover features 3 radiused slots cut into the face and a Screamin' Eagle logo prominently on display. The kit includes a black filler plate to cover the unfinished face of standard High Flow filter for a clean blacked-out appearance.

61300846

Fits '18-later Softail and '17-later Touring and Trike models equipped with Screamin' Eagle round High Flow Air Cleaner.

C. AIR CLEANER TRIM KITS

The perfect blend of performance and style. Available in a wide variety of styles, this bolt-on Air Cleaner Trim is sized to cover the face of most Screamin' Eagle Round High-Flow Air Cleaners. You can continue the look of your custom collection while maximizing airflow to the engine. Model-specific rain socks are available to protect the open element during inclement weather.

Fits Evolution® 1340 models, '99-'08 Dyna, '00-'15 Softail (except FLS, FLSS, FLSTSB and FXS) and '99-'13 Touring and Trike models equipped with oval-shaped Original Equipment air cleaner cover. Also fits models equipped with Screamin' Eagle Round High-Flow Air Cleaner Kits with separate purchase of Rain Sock Kit P/N 28728-10 or Air Cleaner Trim Installation Kit P/N 12400158.

61300057 Dark Custom Collection.

27956-10 Number One Skull Collection.

29400366 Willie G Skull – Black.

29417-04 Willie G Skull – Chrome.

106 SE PRO PERFORMANCE®

Air Cleaner Covers

A. AIR CLEANER TRIM KITS

The perfect blend of performance and style. Available in a wide variety of styles, this bolt-on Air Cleaner Trim is sized to cover the face of most Screamin' Eagle Round High-Flow Air Cleaners. You can continue the look of your custom collection while maximizing airflow to the engine. Model-specific rain socks are available to protect the open element during inclement weather.

Fits Evolution® 1340 models, '99-'08 Dyna, '00-'15 Softail (except FLS, FLSS, FLSTSB and FXS) and '99-'13 Touring and Trike models equipped with oval-shaped Original Equipment air cleaner cover. Also fits models equipped with Screamin' Eagle Round High-Flow Air Cleaner Kits with separate purchase of Rain Sock Kit P/N 28728-10 or Air Cleaner Trim Installation Kit P/N 12400158.

29328-99 Live To Ride Collection – Gold.

61400323 Airflow Collection.



A. AIR CLEANER TRIM KITS – LIVE TO RIDE

B. SMOOTH AIR CLEANER COVER

Wrap your Screamin' Eagle round air cleaner element in style. The mirror chrome low-profile Air Cleaner Cover shields the element and opens breathing space between the backing plate and the cover. Cut-away bottom design exposes the air cleaner element to maximize the airflow. Easy to install, the one-piece cover is the ideal complement to the Chrome Air Cleaner Back Plate P/N 29510-05.

29153-07

Fits '07-'22 XL models equipped with Screamin' Eagle Round Filter Air Cleaner Kits and '99-'17 Twin Cam models equipped with Screamin' Eagle Round High-Flow Air Cleaner Kits.



A. AIR CLEANER TRIM KITS – AIRFLOW



B. SMOOTH AIR CLEANER COVER

C. BOBBER-STYLE ROUND AIR CLEANER COVER

Low-profile round air cleaner cover adds an attractive nostalgic look to any bike's profile. This cover can be accented with your choice of stylish air cleaner trim collections (sold separately) for a personalized look. The cover features a cut-away bottom design that exposes the filter element to maximize the airflow when installed with a Screamin' Eagle High-Flow Air Cleaner Kit.

Fits '12-'16 XL1200V and '11-'15 FLS and FXS models with Original Equipment round air cleaner. Also fits models equipped with Screamin' Eagle Round High-Flow Air Cleaner Kits.

61300120 Chrome.

61300128 Gloss Black.



C. BOBBER-STYLE ROUND AIR CLEANER COVER – CHROME



C. BOBBER-STYLE ROUND AIR CLEANER COVER – GLOSS BLACK

D. SCREAMIN' EAGLE® AIR CLEANER RAIN SOCK

Add the open-element look to your Screamin' Eagle High Flow style Air Cleaner. This easy-to-install kit allows you to replace the traditional Original Equipment air cleaner cover with custom inserts from one of the H-D® Decorative Collections. Kit includes a breathable mesh cover with classic Bar & Shield logo that stretches over the filter to maximize airflow while protecting the exposed element from the rain. Fits traditional cone-shaped air cleaner elements featured in many Screamin' Eagle Twin Cam Stage Kits.

28728-10

Fits Screamin' Eagle Round High-Flow Air Cleaner Kits.

Also available: (not shown)

SCREAMIN' EAGLE AIR CLEANER RAIN SOCK

Protect your exposed-element air cleaner during inclement weather. This mesh cover stretches over the filter to repel moisture that could damage the filter and be drawn into the engine. The breathable cover does not significantly reduce airflow to the engine.

29400363 For Round High-Flow Filter.

Fits '18-later Softail® and '17-later Touring and Trike models equipped with Screamin' Eagle High-Flow Air Cleaners with round perimeter flow air cleaner element.


29493-05A For Heavy Breather Filter. Fits models equipped with Screamin' Eagle Heavy Breather Air Cleaner Kits (except Compact Heavy Breather P/N 28716-10, Heavy Breather Elite P/N 29400173, 29400172 or 29400285, and Milwaukee-Eight® Heavy Breather P/N 29400263 or 29400264).



D. SCREAMIN' EAGLE AIR CLEANER RAIN SOCK (SHOWN WITH #1 SKULL AIR CLEANER TRIM)



E. SCREAMIN' EAGLE HIGH-FLO K&N REPLACEMENT AIR FILTER ELEMENT



E. SCREAMIN' EAGLE HIGH-FLO K&N REPLACEMENT AIR FILTER ELEMENT – HEAVY BREATHER



E. SCREAMIN' EAGLE HIGH-FLO K&N REPLACEMENT AIR FILTER ELEMENT – MILWAUKEE-EIGHT HEAVY BREATHER

SE PRO PERFORMANCE® 107

Air Cleaner Covers

E. SCREAMIN' EAGLE® HIGH-FLO K&N® REPLACEMENT AIR FILTER ELEMENT

K&N® replacement air filters are engineered to improve airflow for increased horsepower and quicker acceleration. K&N filters provide excellent filtration, and because they are washable and reusable, you can clean the filter whenever conditions demand. Designed as direct replacements for specified fitments.

1. 29400020 High-Flow – Multi-fit. Fits '07-'22 XL, '99-'07 Dyna®, '00-'15 Softail® and '99-'07 Touring models equipped with High-Flow Air Cleaner Kits. Replacement for P/N 29442-99E.

2. 29400355 High-Flow – Multi-fit. Fits '18-later Softail and '17-later Touring and Trike models equipped with round High-Flow Air Cleaner P/N 29400355 or 29400356.

3. 29400019 High-Flow – Touring. Fits '16-'17 Softail and '08-'16 Touring and Trike models equipped with High-Flow Air Cleaner Kits. Replacement for P/N 29244-08.

4. 29400247 High-Flow – Wedge Milwaukee-Eight® Engine. Fits '17-later Touring and Trike models equipped with Wedge High-Flow Air Cleaner Kit P/N 29400245 or 29400246.

5. 29400065 Extreme Billet. Fits '15-'20 XG, '16-'17 Softail and '08-'16 Touring and Trike models equipped with Extreme Billet Agitator and Chisel Air Cleaner Kits.

5. 29400359 Extreme. Fits '18-later Softail and '17-later Touring and Trike models equipped with round High-Flow Air Cleaner P/N 29400357.

5. 29400118 Extreme Billet & Rail. Fits '07-'22 XL, '08-'17 Dyna and '08-'15 Softail and models equipped with Extreme Billet Chisel and Agitator or Rail Collection Air Cleaner Kits.

6. 29400109 Burst Collection. Fits '08-'17 Dyna and Softail models, '08-'16 Touring and Trike models equipped with Burst Collection Air Cleaner Kits.

7. 29400022A Ventilator – Multi-fit. Fits models equipped with Twin Cam Ventilator and Extreme Billet Ventilator Performance Air Cleaner Kits. Replacement for P/N 29670-09.

8. 29400293 Ventilator – Milwaukee-Eight Engine. Fits '18-later Softail, '17-later Touring and Trike models equipped with Ventilator Air Cleaner P/N 29400298 or 29400299.

9. 29702-08B Heavy Breather – Touring, Chrome. Fits models equipped with Heavy Breather Kit P/N 29006-09B, 29253-08B, 29000065 or 29400105.

29400297 Heavy Breather – Touring, Black. Fits '16-'17 FXDLS and models equipped with Heavy Breather Kit P/N 29006-09B, 29253-08B, 29000065 or 29400105.

10. 29400141 Heavy Breather Elite, Chrome. Fits models equipped with Screamin' Eagle® Heavy Breather Elite Performance Air Cleaner Kit P/N 29400407 and 29400406.

27300139 Heavy Breather Elite, Black. Replacement air filter for models equipped with Screamin' Eagle Heavy Breather Elite Performance Air Cleaner Kit P/N 29400285.

11. 29400276 Heavy Breather – Milwaukee-Eight Engine, Black. Fits '18-later Softail, '17-later Touring (except '23-later FLHXSE and FLTRXSE and '24-later FLHX and FLTRX) and Trike models equipped with Heavy Breather Air Cleaner P/N 29400263 or 29400264.

12. 29400275 Heavy Breather – Milwaukee-Eight Engine, Chrome. Fits '18-later Softail, '17-later Touring (except '23-later FLHXSE and FLTRXSE and '24-later FLHX and FLTRX) and Trike models equipped with Heavy Breather Air Cleaner P/N 29400440 or 29400442 or models with Heavy Breather Kits P/N 29400263 or 29400264.

AIR FILTERS

108 SE PRO PERFORMANCE®

Air Filters

A. SCREAMIN' EAGLE® 10MM PHAT SPARK PLUG WIRES

Fat 10mm plug wires add dimension and style to your ride. Screamin' Eagle® boot design and suppression core wires ensure solid connection and maximum voltage transfer between coil and plugs. Screamin' Eagle script printed along the wire to add style.

Fits '15-later XG models.

31600048A Black.

31600051A Orange.

31600054A Red.

Fits '07-'22 XL models.

31901-08A Black.

31902-08A Orange.

Fits '04-'06 XL models.

31958-04B Black.

31956-04B Orange.

Fits '86-'03 XL models (except XL1200S).

32092-98B Black.

31963-89B Orange.

Fits '99-'17 Dyna® models.

31930-99C Black.

31944-99C Orange.

31937-99C Red.

Fits '91-'98 Dyna, '85-'99 Softail® and '80-'84 Touring models.

32093-98B Black.

31964-89C Orange.

Fits '18-later Softail models.

31600111A Black.

31600113A Orange.

31600112A Red.

Fits '00-'17 Softail models (except FXCW, FXCWC, FXS and '13-'16 FXSB models).

31907-08A Black.

32360-00C Orange.

32359-00C Red.

Fits '08-'16 FXCW, FXCWC, FXS and FXSB models.

31965-08A Black.

31967-08A Red.

Fits '17-later Touring and Trike models (except '23-later FLHXSE, FLTRXSE, '24-later FLHX, FLTRX, FLTRXSTSE and '25-later FLHXU).

31600108 Black.

31600110 Orange.

31600109 Red.

Fits '09-'16 Touring and Trike models.

32303-08A Black.

32325-08A Orange.

32318-08A Red.

Fits '99-'08 Touring models.

31932-99C Black.

31946-99C Orange.

31939-99C Red.

B. SCREAMIN' EAGLE® 10MM PHAT SPARK PLUG WIRES – CUT TO LENGTH

Fat 10mm plug wires add dimension and style to your ride. Screamin' Eagle boot design and suppression core wires ensure solid connection and maximum voltage transfer between coil and plugs. Screamin' Eagle script printed along the wire to add style.

32095-98B Black.

Multi-Fit – Cut to length. Fits '86-'03 XL models (except XL1200S), '91-'98 Dyna models, '85-'99 Softail models and '80-'84 Touring models.

Street legal and/or street compliant statements refer to product meeting 50-State emissions and noise standards in the United States.

The street legal and/or street compliant statements may not apply to markets outside of the United States.



A. SCREAMIN' EAGLE 10MM PHAT SPARK PLUG WIRES – RED



A. SCREAMIN' EAGLE 10MM PHAT SPARK PLUG WIRES – ORANGE



A. SCREAMIN' EAGLE 10MM PHAT SPARK PLUG WIRES – BLACK



B. SCREAMIN' EAGLE 10MM PHAT SPARK PLUG WIRES – CUT TO LENGTH

SE PRO PERFORMANCE® 109

Spark Plug Wires

C. SCREAMIN' EAGLE® PERFORMANCE SPARK PLUGS

Screamin' Eagle® Spark Plugs feature double platinum coating for superior erosion resistance and extended life. The V trimmed ground electrode reduces shrouding of the flame front to promote flame propagation, and the fine wire center electrode enhances startups and ignitability. Screamin' Eagle Plugs feature Ribbed Core Technology (RCT) that provides resistance to fouling, and are designed with Original Equipment-style noise suppression to prevent electrical interference with radios and CB communication equipment. Works great in racing applications where rich air/fuel conditions are required. Unique style with Screamin' Eagle logo. Sold in pairs.

Standard Compression Applications

Designed for modified engines including performance carburetors, high-flow air cleaners, camshafts, exhaust systems and ignition systems in conjunction with stock compression ratios.

31600106 Standard Compression Applications.

Fits '99-'17 Twin Cam-equipped models, and '86-later Evolution® Sportster® 883, 1100 and 1200 models.

31600085 Standard Compression Applications.

Fits '15-later XG models and '17-later Milwaukee-Eight® engine equipped models (including Stage I, II, III and IV Upgrades).

31600180

Fits '21-later Revolution Max engine equipped models.

High Compression Applications

These plugs are designed for high-performance applications involving modifications in high-flow air cleaners, camshafts, exhaust, performance heads, ignition components, higher compression ratios above Original Equipment configurations or engines specific for racing applications.

31600105 High Compression Applications.

Fits '99-'17 Twin Cam-equipped models, '86-'22 XL and XR and Evolution 1340 models equipped with Screamin' Eagle Performance Cylinder Heads.



C. SCREAMIN' EAGLE PERFORMANCE SPARK PLUG

Street legal and/or street compliant statements refer to product meeting 50-State emissions and noise standards in the United States.

The street legal and/or street compliant statements may not apply to markets outside of the United States.

110 SE PRO PERFORMANCE®

Crate Engines

A. SCREAMIN' EAGLE® 135CI STAGE IV PERFORMANCE CRATE ENGINE

For the rider demanding no-compromise performance. This is the most displacement, and the most power, ever created by Harley-Davidson for a street-compliant crate performance engine. Engineered by the pros at Harley-Davidson and built from the bottom up in Milwaukee, this street-tuned 135-cubic-inch Screamin' Eagle® Crate Engine is designed to deliver instant arm-stretching torque through the entire rpm range. Made for riders seeking maximum displacement, compression, and flow, it delivers 144 horsepower and 149 ft-lb of torque to the rear wheel! The 135ci engine compression ratio is 11.6:1. Exclusive 135 and Stage IV badging on the cylinder heads, and timer cover to highlight the powerplant.

This street-ready performance motor features the finest Screamin' Eagle® components. Many of these new components were informed by extensive testing by the Harley-Davidson Factory Racing Team for the King of the Baggers racing series. The 135ci Crate engine consists of: All-new Screamin' Eagle® Extreme CNC-ported cylinder heads, new SE8-550 high-lift cam, new high-compression forged pistons, 68mm throttle body and new CNC-machined Extreme Flow 68mm intake manifold, high-performance cam bearing, high-performance tappets, new patent-protected 4.31" steel sleeve cylinders, 4 5/8" flywheel, 6.8 g/sec fuel injectors, and Screamin' Eagle® Pro Billet Cam Plate and Oil Pump.

- We've done your homework. Engineered and tested as a complete collection of high-performance components by the Screamin' Eagle® pros at Harley-Davidson. This combination is designed for wide open throttle along with high end RPMs and a significant torque increase from a cruising speed.
- Ready for bolt-in installation in the Original Equipment-style chassis of your Touring bike.
- No special fabrication or engine-mount relocation is required.
- Factory assembled at the Powertrain Operations facility in Milwaukee, Wisconsin.
- Screamin' Eagle products are not available for sale and are not street legal in all countries. Please contact your local dealer for more information.

Fits '23-later FLHXSE and FLTRXSE, '24-later FLHX, FLTRX, and FLTRXSTSE and '25-later FLHXU models. Requires separate purchase of Head Pipe P/N 65600177. Requires ECM recalibration with Pro Street Tuner for proper installation. Does not fit California models.

16200980	Black Highlighted/Gloss Black.
16200979	Black Highlighted/Chrome.
16200977	Black Granite/Chrome.
16200978	Black Granite/Gloss Black.

STAGE IV

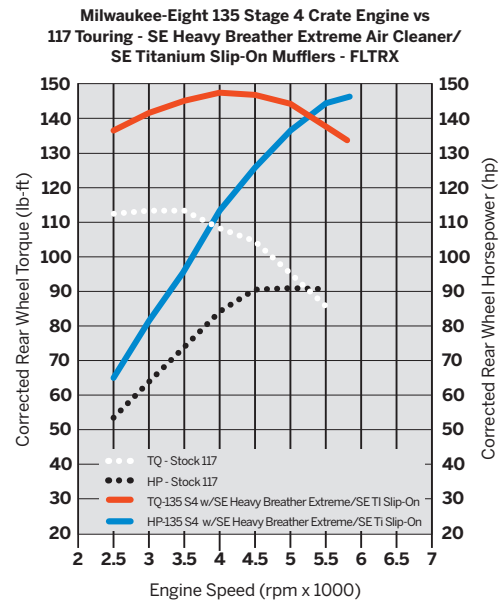


A. SCREAMIN' EAGLE® 135CI STAGE IV PERFORMANCE CRATE ENGINE (16200980 SHOWN)

STAGE IV



A. SCREAMIN' EAGLE® 135CI STAGE IV PERFORMANCE CRATE ENGINE (16200977 SHOWN)



Street legal and/or street compliant statements refer to products meeting EPA (49-State) and/or California (50-State) emissions and noise standards in the United States as specified. The street legal and/or street compliant statements may not apply to markets outside of the United States.

SE PRO PERFORMANCE® 111

Crate Engines – Milwaukee-Eight®

B. SCREAMIN' EAGLE® MILWAUKEE-EIGHT® ENGINE 131 CI PERFORMANCE CRATE ENGINE

Leave other riders in the dust with the biggest, most powerful street-compliant crate performance engine Harley-Davidson has ever created. Built from the bottom up in Milwaukee, this street-tuned 131-cubic-inch Screamin' Eagle® Crate Engine is designed to run with a wide-open throttle at high engine speeds and provide instant passing power from cruising speed. Made for riders seeking maximum displacement, compression and flow, it delivers 135 ft-lb of torque to the rear wheel as soon as the throttle is cranked. Stage IV equipped engine includes 131 Stage IV badging on the cylinder heads and timer cover to highlight the powerplant. Ready for bolt-in installation in the Original Equipment-style chassis of your Softail® bike. No special fabrication or engine-mount relocation is required. Engine features one-year manufacturer's warranty for unmatched confidence.

49-State U.S. EPA Compliant on select '18-later Softail® Models. Refer to www.H-D.com/Shop for status.

Performance components include:

- Engraved CNC-ported cylinder head with CNC-machined chamber and 1mm larger valves
- SE8-517 high-lift cam
- High-compression 10.7:1 forged pistons.
- High-performance cam bearing
- High-performance tappets
- Patent-protected 4.31" steel sleeve cylinders.
- 64mm throttle body and cast manifold
- 5.5 g/sec fuel injector

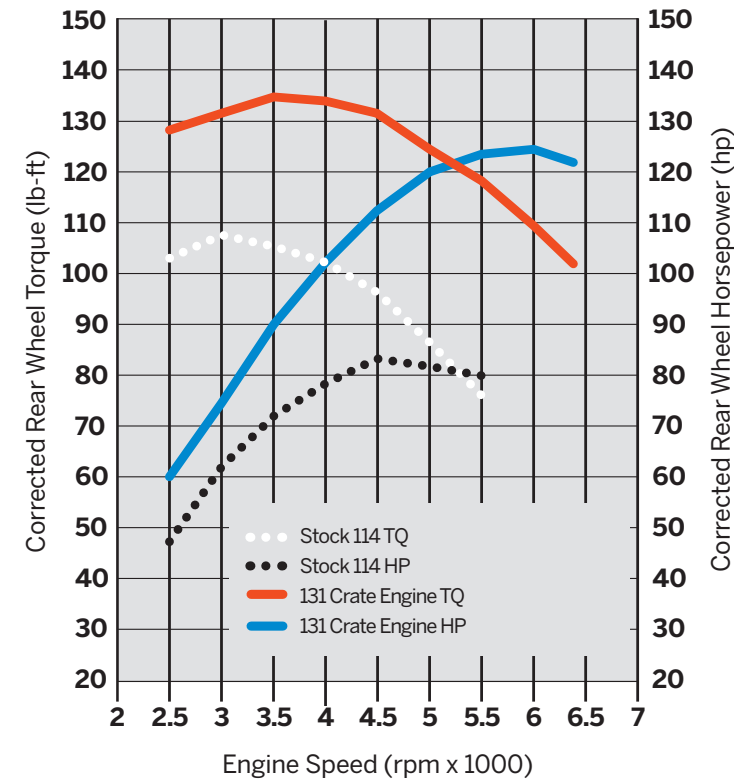


B. SCREAMIN' EAGLE® MILWAUKEE-EIGHT® ENGINE 131 CI PERFORMANCE CRATE ENGINE

Fits '18-'24 Softail® models. FXFB and FXFBS models require separate purchase of Screamin' Eagle® Softail High-Flow Exhaust System P/N 64900828 or 64900829. '18 107ci models require separate purchase of SE High-Capacity Clutch Plate Kit P/N 37000258. FXDR114 models require the separate purchase of 65600300. All models require ECM calibration with Screamin' Eagle Pro Street Tuner for proper installation. Does not fit California models.

16200341	Black & Chrome.
16200342	Black & Gloss Black.

Milwaukee-Eight 114 Softail Stock vs. 131 Softail Crate Engine w/ Ventilator A/C



Street legal and/or street compliant statements refer to products meeting EPA (49-State) and/or California (50-State) emissions and noise standards in the United States as specified. The street legal and/or street compliant statements may not apply to markets outside of the United States.

NOTE: Replacement engines must be re-fitted with emission control devices and systems appropriate for the vehicle model and model year in order to ensure emissions compliance. Failure to do so constitutes tampering under U.S. EPA guidelines and can lead to substantial fines and penalties.

Legal for use on public roads only when installed in the specified models. Not legal for use on public roads when installed in models other than the ones specified and not eligible for the P&A warranty when installed in models other than the ones specified. Please see the Parts and Accessories warranty statement and your dealer for more information.

112 SCREAMIN' EAGLE®

Crate Engines

A. SCREAMIN' EAGLE® 135CI STAGE IV PERFORMANCE CRATE ENGINE - AIR/OIL COOLED

For the rider demanding for no-compromise performance. This is the most displacement, and the most power, ever created by Harley-Davidson for a street-compliant crate performance engine. Engineered by the pros at Harley-Davidson and built from the bottom up in Milwaukee, this street-tuned 135-cubic-inch Screamin' Eagle® Crate Engine is designed to run with a wide-open throttle at high engine speeds and provide instant passing power from cruising speed. Made for riders seeking maximum displacement, compression, and flow, it delivers 143 ft-lb of torque to the rear wheel as soon as the throttle is cranked. Stage IV equipped engine includes 135 Stage IV badging on the cylinder heads and timer cover to highlight the powerplant. This street-ready performance motor features the finest Screamin' Eagle® components: Screamin' Eagle® Extreme CNC-ported cylinder heads, SE8-517 high-lift cam, new high-compression forged pistons, high-performance cam bearing, high-performance tappets, patent-protected 4.31" steel sleeve cylinders, new 4 5/8" flywheel, new 68mm throttle body and CNC-machined 68mm intake manifold, new 6.8 g/sec fuel injectors, and Screamin' Eagle® Pro Billet Cam Plate and Oil Pump.

- We've done your homework. Engineered and tested as a complete collection of high-performance components by the Screamin' Eagle® pros at Harley-Davidson. This combination is designed for wide open throttle along with high end RPMs and a significant torque increase from a cruising speed.
- Ready for bolt-in installation in the Original Equipment-style chassis of your Touring bike
- No special fabrication or engine-mount relocation is required
- Factory assembled at the Powertrain Operations facility in Milwaukee, Wisconsin
- Choice of Black or Chrome finish

Fits '21-later Touring models equipped with Air/Oil-Cooled Milwaukee-Eight® engine. Does not fit Trike models. Requires separate purchase of Head Pipe P/N 65600177 and Oil Cooler Fan Assist P/N 62700204 or Fan for Factory Oil Cooler P/N 26800195. All models require ECM recalibration with Screamin' Eagle Pro Street Tuner for proper installation. Does not fit California models. Does not fit Center Cooled models.

- 16200786** Black.
16200784 Chrome.

STAGE IV



A. SCREAMIN' EAGLE® 135CI STAGE IV PERFORMANCE CRATE ENGINE - AIR/OIL COOLED - BLACK

STAGE IV



B. SCREAMIN' EAGLE® 135CI STAGE IV PERFORMANCE CRATE ENGINE - TWIN COOLED™ - BLACK

SCREAMIN' EAGLE® 113

Crate Engines

B. SCREAMIN' EAGLE® 135CI STAGE IV PERFORMANCE CRATE ENGINE - TWIN COOLED™

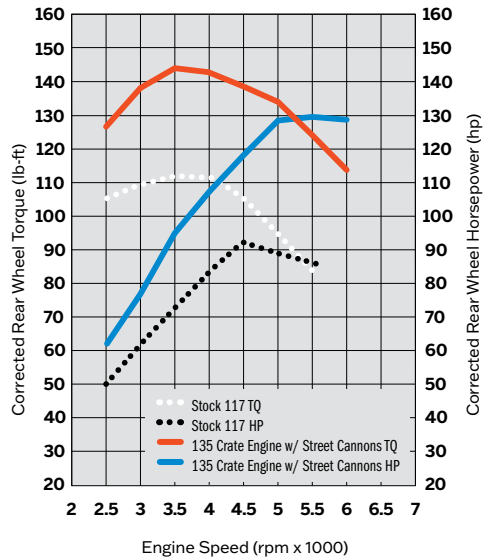
For the rider demanding for no-compromise performance. This is the most displacement, and the most power, ever created by Harley-Davidson for a street-compliant crate performance engine. Engineered by the pros at Harley-Davidson and built from the bottom up in Milwaukee, this street-tuned 135-cubic-inch Screamin' Eagle® Crate Engine is designed to run with a wide-open throttle at high engine speeds and provide instant passing power from cruising speed. Made for riders seeking maximum displacement, compression, and flow, it delivers 143 ft-lb of torque to the rear wheel as soon as the throttle is cranked. Stage IV equipped engine includes 135 Stage IV badging on the cylinder heads and timer cover to highlight the powerplant. This street-ready performance motor features the finest Screamin' Eagle® components: Screamin' Eagle® Extreme CNC-ported cylinder heads, SE8-517 high-lift cam, new high-compression forged pistons, high-performance cam bearing, high-performance tappets, patent-protected 4.31" steel sleeve cylinders, new 4 5/8" flywheel, new 68mm throttle body and CNC-machined 68mm intake manifold, new 6.8 g/sec fuel injectors, and Screamin' Eagle® Pro Billet Cam Plate and Oil Pump.

- We've done your homework. Engineered and tested as a complete collection of high-performance components by the Screamin' Eagle® pros at Harley-Davidson. This combination is designed for wide open throttle along with high end RPMs and a significant torque increase from a cruising speed.
- Ready for bolt-in installation in the Original Equipment-style chassis of your Touring bike
- No special fabrication or engine-mount relocation is required
- Factory assembled at the Powertrain Operations facility in Milwaukee, Wisconsin
- Choice of Black or Chrome finish

Fits '21-later Touring models equipped with Twin-Cooled™ Milwaukee-Eight® engine. Does not fit Trike models. Requires separate purchase of Head Pipe P/N 65600177. All models require ECM recalibration with Screamin' Eagle Pro Street Tuner for proper installation. Does not fit California models. Does not fit Center Cooled models.

- 16200787** Black.
16200785 Chrome.

Milwaukee-Eight 135 Crate Engine w/ Extreme Ventilator and Street Cannons vs. Stock 117



Street legal and/or street compliant statements refer to products meeting EPA (49-State) and/or California (50-State) emissions and noise standards in the United States as specified.

The street legal and/or street compliant statements may not apply to markets outside of the United States.



A. SCREAMIN' EAGLE® 135CI STAGE IV PERFORMANCE CRATE ENGINE - AIR/OIL COOLED - CHROME



B. SCREAMIN' EAGLE® 135CI STAGE IV PERFORMANCE CRATE ENGINE - TWIN COOLED™ - CHROME

Street legal and/or street compliant statements refer to products meeting EPA (49-State) and/or California (50-State) emissions and noise standards in the United States as specified.

The street legal and/or street compliant statements may not apply to markets outside of the United States.

114 SE PRO PERFORMANCE®

Crate Engines – Twin Cam

JIMS® TWIN CAM RACE ENGINES



The JIMS® Twin Cam Race Engines, available exclusively through Harley-Davidson® dealers, are a complete component package designed to serve as a solid foundation for racers seeking big horsepower and displacement. Developed by JIMS of Camarillo, CA, these race engines are designed to fit within the frame of Harley-Davidson models originally powered by Evolution® 1340 or air-cooled Twin Cam engines. JIMS Twin Cam Race Engines are NOT street compliant. This engine was developed under Harley-Davidson license, granted to JIMS for use of specific Harley-Davidson Twin Cam intellectual property. The JIMS Twin Cam Race engines are based on a 356-T6 aluminum crankcase with enough case material to support a bore size up to 4.800 inches. This is not a bored stock case, but a new JIMS crankcase with increased wall thickness for larger bore potential. As a new crankcase, the engine ships with a JIMS serial number and a Manufacturer's Statement of Ownership (MSO). **For race application only.**

JIMS Race Engines are available in black or silver powder coat, color-matched to Original Equipment Harley-Davidson transmissions. For more details, options, ordering information and pricing, see your Dealer or visit www.jimsusa.com

Available to fit '91-'17 Dyna®, Softail® and '91-'16 Touring model frames (except Twin-Cooled™ models), including models originally equipped with Evolution engines. **For race application only.**

JIMS® 135 Twin Cam Race Engine Specifications:

(with SE High-Flow A/C)

Peak Horsepower	136
Peak Torque	135
Displacement	135CI
Bore x Stroke	4.312" x 4.625"
Compression Ratio	10.5:1
Intake Valve Diameter	2.120"
Exhaust Valve Diameter	1.625"
Cam Lift	.658"
Intake Port Size	1.80"

JIMS 131 Twin Cam Race Engine Specifications:

(with SE High-Flow A/C)

Peak Horsepower	130
Peak Torque	135
Displacement	131CI
Bore x Stroke	4.312" x 4.500"
Compression Ratio	10.5:1
Intake Valve Diameter	2.120"
Exhaust Valve Diameter	1.625"
Cam Lift	.658"
Intake Port Size	1.80"

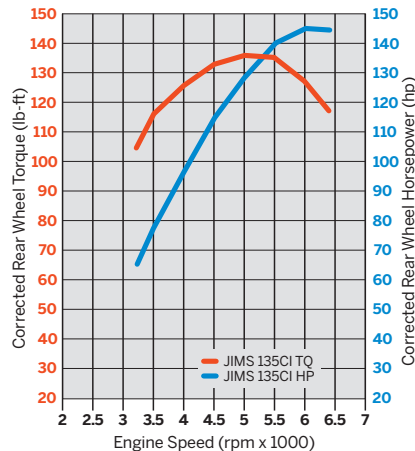
JIMS 120 Twin Cam Race Engine Specifications:

(with SE High-Flow A/C)

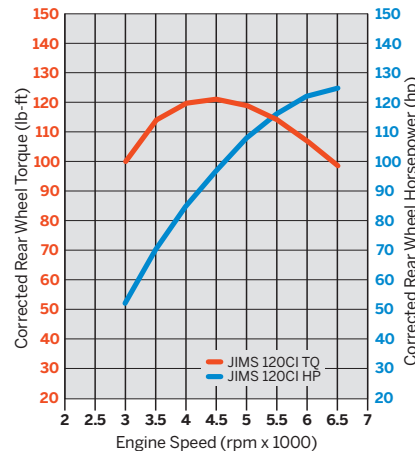
Peak Horsepower	121
Peak Torque	125
Displacement	120CI
Bore x Stroke	4.125" x 4.500"
Compression Ratio	10:1
Intake Valve Diameter	2.120"
Exhaust Valve Diameter	1.625"
Cam Lift	.658"
Intake Port Size	1.80"



JIMS 135CI TWIN CAM RACE ENGINE WITH SE AIR CLEANER



JIMS 120CI TWIN CAM RACE ENGINE WITH SE AIR CLEANER



Corrected torque and horsepower measured at the rear wheel on a chassis dynamometer. Your results may vary.

JIMS TWIN CAM RACE ENGINES

For more details, ordering information and pricing, see your Dealer or visit www.jimsusa.com

SE PRO PERFORMANCE® 115

Crate Engines – Milwaukee-Eight®



A. MILWAUKEE-EIGHT CRATE ENGINES

A. MILWAUKEE-EIGHT® CRATE ENGINE

The Milwaukee-Eight® engine has brought a whole new ride to the Harley-Davidson® family. They're the most powerful, coolest-running motors we've ever built. Smoother, stronger and more durable. With crisper throttle response and truer, cleaner sound. Four valves per cylinder, single chain-driven cam, dual spark plugs, counter-balanced and rubber mounted. Developed and proven over countless miles and millions of hours. Every single part is new, engineered to give you more performance and more of the feeling you want from an engine. Today, it's a whole new ride. And now, you can get the most technologically advanced V-Twin engines to refresh your ride. Available in 107CI and 114CI configurations, these Milwaukee-Eight engines are street compliant when installed in the models specified. Manufactured to the latest specifications, these engines are available in a variety of finishes to suit your customizing direction. Does not include intake system, timer cover, stator, rotor or compensating sprocket.

See your Dealer for details.

NOTE: Replacement engines must be re-fitted with emission control devices and systems appropriate for the vehicle model and model year in order to ensure emissions compliance. Failure to do so constitutes tampering under U.S. EPA guidelines and can lead to substantial fines and penalties.

Legal for use on public roads only when installed in the specified models. Not legal for use on public roads when installed in models other than the ones specified and not eligible for the P&A warranty when installed in models other than the ones specified. Please see the Parts and Accessories warranty statement and your dealer for more information.

Street legal and/or street compliant statements refer to product meeting 50-State emissions and noise standards in the United States.

The street legal and/or street compliant statements may not apply to markets outside of the United States.

116 SE PRO PERFORMANCE®

Crate Engines – Twin Cam

SCREAMIN' EAGLE® PRO SE120R HIGH-PERFORMANCE CRATE MOTOR

This track-ready 120-cubic-inch Screamin' Eagle® Crate Motor is waiting to provide a racing enthusiast the opportunity to go racing at an affordable price. This engine is designed for bolt-in installation in the Original Equipment-style chassis of your track bike. No special fabrication or engine-mount relocation is required. The crankcase, cylinders and heads are painted black and feature machined aluminum highlights and chrome covers for a stunning "show-and-go" look. When equipped with appropriate high-flow carburetor or throttle body and injectors, an open air induction and tuned exhaust, this engine is capable of producing a reliable 135+ horsepower at the rear wheel. Engines include Manufacturer's Statement of Origin (MSO-domestic only).


These race-use engines feature only the finest Screamin' Eagle® components:

- 4.060" big-bore cylinders.
- 4-5/8" stroke SE Pro stroker flywheel and rod assembly.
- 10.5:1 high-compression nickel-plated forged pistons with Teflon coated skirts.
- Titanium SST piston rings.
- SE-266E high-lift cams.
- Perfect Fit pushrods +.030.
- SE high-performance lifters.
- CNC-ported MVA heads with automatic compression release (19206-12 and 19220-12 only).
- Machined lower rocker boxes for valve spring collar clearance.
- Factory-machined engine cases.
- Unique piston oilers for stroker clearances.
- Screamin' Eagle performance inner cam bearings.
- Lefty high-performance crankcase output bearing.
- SE performance spark plugs.
- 120R cam cover and head medallions.
- High-volume oil pump.
- Billet cam plate.

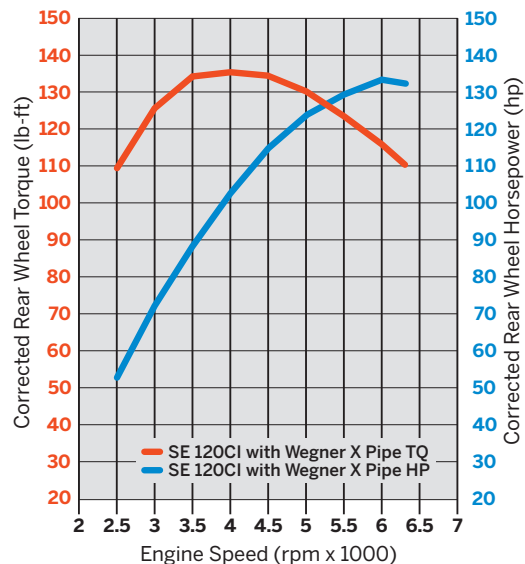
Requires separate purchase of appropriate Screamin' Eagle induction system and a high-performance clutch upgrade. Just add your choice of race exhaust, high-flow air cleaner and tuning. **For race application only.**

19220-16 Black & Chrome. Fits '06-'17 Dyna® and '07-'16 Touring (except Twin-Cooled™) models. '06-'13 Dyna and '07-'13 Touring models require separate purchase of Compensator P/N 42200064 or 40100061.

19206-16 Black & Chrome. Fits '07-'17 Softail® models. '07-'11 Softail models (except FXCW, FXCWC and '09 FXSTSSE) require separate purchase of Compensator P/N 40100061.



SCREAMIN' EAGLE PRO SE120R HIGH PERFORMANCE CRATE MOTOR



SE PRO PERFORMANCE® 117

Street Performance Crate Motor

SCREAMIN' EAGLE® SE120ST STREET PERFORMANCE CRATE MOTOR

This street-tuned 120-cubic-inch Screamin' Eagle® Crate Motor takes your bagger from mild to wild. This engine is designed for bolt-in installation in the Original Equipment-style chassis of your Touring bike. No special fabrication or engine mount relocation is required. The crankcase, cylinders and heads are painted black, and feature machined aluminum highlights and chrome covers for a stunning "show-and-go" look. Equipped with the ultimate large bore Screamin' Eagle 58mm Throttle Body (18% larger than stock), this engine is capable of producing 106 horsepower and 117 lb-ft of torque at the rear wheel. Engine features one-year manufacturer's warranty. For best performance results, we recommend combining this engine with your choice of Screamin' Eagle 58mm High-Flow Air Cleaner and the Screamin' Eagle High Flow Exhaust System P/N 64800022.

This engine is 50-State U.S. EPA compliant when used with Original Equipment mufflers or the Screamin' Eagle Street Performance Exhaust System P/N 64800022. All models require ECM calibration (priced separately). U.S. delivered engines include Manufacturer's Statement of Origin (MSO).

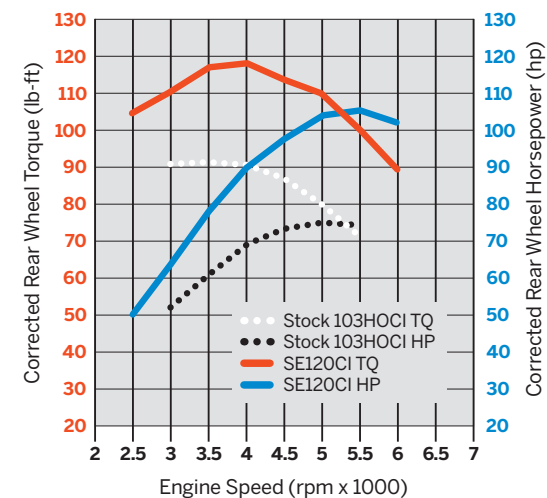
Developed and tested in Milwaukee, this street-ready motor features the finest Screamin' Eagle components:

- 4.060 big-bore cylinders.
- 4-5/8" stroke SE Pro stroker flywheel and rod assembly.
- 10.5:1 high-compression nickel-plated forged pistons with Teflon® coated skirt.
- Titanium SST piston rings.
- SE-259E high-lift cams.
- Perfect-Fit pushrods.
- SE high-performance lifters.
- CNC-ported MVA heads with automatic compression release.
- Screamin' Eagle Pro High-Flow 58mm EFI Throttle Body, high-flow injectors and manifold clamps.
- Machined lower rocker boxes for valve spring collar clearance.
- Factory-machined engine cases.
- Unique piston oilers for stroker clearance.
- Screamin' Eagle inner crankcase full complement cam needle bearings.
- SE Lefty high-performance crankcase output bearing and nitride bearing race.
- SE Performance spark plugs.
- 120ST cam cover and cylinder head medallions.

19221-15 Fits 50-State '10-'16 Touring models. Does not fit Twin-Cooled™ models. Does not fit Trike. '10 Touring models require Screamin' Eagle Big Twin Compensator Kit P/N 40100061. All models require ECM calibration for proper installation. '10-'13 Touring models can be programmed by Dealer (sold separately). '14-'16 Touring models can be calibrated using the Screamin' Eagle Pro Street Tuner (sold separately).



Twin Cam 103HO Stock vs. SE120ST Crate Motor with Stock Exhaust



Street legal and/or street compliant statements refer to product meeting 50-State emissions and noise standards in the United States.

The street legal and/or street compliant statements may not apply to markets outside of the United States.

118 SE PRO PERFORMANCE®

Clutch & Drivetrain

A. SCREAMIN' EAGLE® HIGH CAPACITY CLUTCH KIT – MILWAUKEE-EIGHT® ENGINE

The Screamin' Eagle® High Capacity Clutch Kit increases the drivetrain's ability to reliably support high torque applications without significantly increasing lever effort. Designed to fit in the stock clutch basket, this kit provides smooth shifting, progressive engagement and works with the factory Assist and Slip clutch system to keep clutch lever effort similar to the stock levels. Kit contains 10 fiber clutch plates and 10 contact plates—one more than Original Equipment—and 3-1200 Newton clutch springs. This combination provides 11% more clutch surface area for greater power handling capability.

37000287
Fits '18-later Softail® and '17-later Touring models.

Also available: SCREAMIN' EAGLE HIGH CAPACITY CLUTCH PLATE KIT – MILWAUKEE-EIGHT ENGINE

Replacement clutch plates for the Screamin' Eagle High Capacity Clutch Kit P/N 37000287. Kit includes 9 fiber friction plates and 10 contact plates.

37000258
Fits '18-later Softail and '17-later Touring models.

MILWAUKEE-EIGHT ENGINE CLUTCH SPRINGS – 1275N

High-tension springs are engineered to add additional clutch capacity in high torque and high horsepower applications. Kit includes 3-1275 Newton (N) coil springs, and is designed to complement the Screamin' Eagle High Capacity Clutch Plate Kit P/N 37000258. When combined with the High Capacity Clutch Plate Kit, torque capacity is increased to the maximum level available. Installation will increase capacity and lever effort. Springs can be installed without removing the outer primary cover. Included in Milwaukee-Eight Stage III and IV Kits.

37000286
Fit's '18-later Softail and '17-later Touring models.

MILWAUKEE-EIGHT ENGINE CLUTCH SPRINGS – 1200N

Replacement clutch springs for the Screamin' Eagle High Capacity Clutch Kit P/N 37000287. Kit includes 3-1200 Newton (N) coiled clutch springs. Installation of these springs with Original Equipment clutch plates will increase clutch capacity and lever effort. Springs can be installed without removing the outer primary cover.

37000288
Fit's '18-later Softail and '17-later Touring models.



A. SCREAMIN' EAGLE HIGH CAPACITY CLUTCH KIT – MILWAUKEE-EIGHT ENGINE

Configuration	Max Crankshaft Torque (ft. lbs.)	% Increase in Torque Capacity Over Milwaukee-Eight® 107 OE Clutch	Approximately Lever Effort (lb)
'17-'18 Milwaukee-Eight® 107CI Original Equipment (9-Disk/1100N Spring)	125	—	14.6
9 Disk/1200N Spring	134	7.2%	16
9 Disk/1275 Spring	143	14.4%	17
'17-'18 114 & 117CI and all '19-later Milwaukee-Eight Original Equipment (10 Disk/1100N Spring) (P/N 37000287)	139	11.2%	14.6
Screamin' Eagle High Capacity Clutch Kit 10 Disk/1200N Spring	150	20%	16
10 Disk/1275N Spring	160	28%	17

Street legal and/or street compliant statements refer to product meeting 50-State emissions and noise standards in the United States.

The street legal and/or street compliant statements may not apply to markets outside of the United States.

119 SE PRO PERFORMANCE®

Clutch & Drivetrain

B. SCREAMIN' EAGLE® BIG TWIN COMPENSATOR

This premium compensator has been engineered with heavier springs and increased travel to support the high torque output associated with high-compression race and large displacement engines. Designed to outperform the Original Equipment compensator, this unit helps protect the engine and driveline components during harsh drag race launches. Compensator features improved oil passages, oil deflectors and a needle bearing thrust washer that improves the overall operation of these components.

42200064A
Fits '12-'13 Dyna®, '12-'13 Softail® (except FXCW, FXCWC, FXSB, FXSBSE and '09 FXSTSSE), '11-'13 Touring and '09-'13 Trike models. Original Equipment on '14-'17 Dyna, Softail and '14-'16 Touring models. Requires separate purchase of Installation Adhesive Kit P/N 11100088.

40100061
Fits '06-'11 Dyna, '07-'11 Softail (except FXCW and FXCWC), '07-'10 Touring, and '07-'09 CVO™ (except '09 FXSTSSE) models. Does not fit Trike. Requires separate purchase of Installation Adhesive Kit P/N 11100088. Kit includes Rotor Assembly P/N 30041-08. Installation on '06 Dyna models require separate purchase of '07-style stator.

42200095A
Fits '08-'12 FXCWC and '09 FXSTSSE models and '13-'17 FXSB models. If P/N 40274-08A has been installed previously, the rotor shell, P/N 30041-08A is not required.

C. SCREAMIN' EAGLE VARIABLE PRESSURE CLUTCH

Get more performance from the Original Equipment clutch. The Screamin' Eagle® Variable Pressure Clutch is designed to help put the added power from a Screamin' Eagle Stage Kit to the pavement. This bolt-on kit harnesses the centrifugal force of spinning weights to increase the clutch capacity as engine speed increases. The mechanism applies increasing pressure to the stock clutch pressure plate as RPM rises. The result: high torque-handling capabilities without increasing clutch lever effort at idle. The Variable Pressure Clutch also provides smoother clutch disengagement at lower speed. Kit fits behind most stock derby covers with no modifications. See installation manual for additional accessory derby cover fitment information.

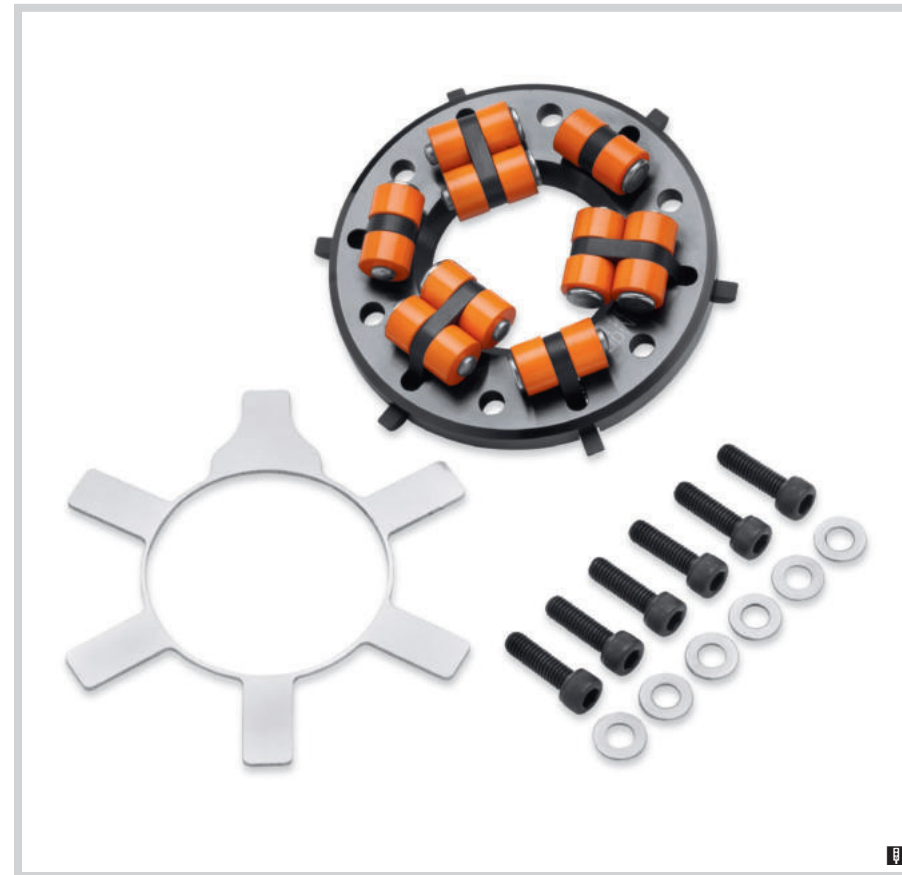
To match the performance demands of your engine, team the Variable Pressure Clutch with your choice of clutch diaphragm springs. We recommend the higher-capacity Screamin' Eagle Diaphragm Spring P/N 37951-98 for major performance upgrades.

	Lever Effort	Torque Capacity
Original Equipment Spring	Same as stock	120 ft-lbs
SE Spring P/N 37951-98	35% greater than stock	153 ft-lbs

37000121A
Fits '99-'17 Evolution® 1340 and Twin Cam-equipped models. Will not fit '16-later Touring and Trike models, '15-later FLHTCUL or FLHTKL models or '07-later Touring or Trike models equipped with Narrow-Profile Outer Primary Cover P/N 25700385 or 25700438. Will not fit '13-later CVO models with hydraulic actuated clutch, '16-'17 FXDLS, FLSS and FLSTFBS, or '14-later Touring and Trike models equipped with Screamin' Eagle A&S Clutch Kit P/N 37000026. Derby Covers P/N 25001-03, 25441-04A, 25770-99, 25331-10, 25339-10, 25700250 and 25700062 require Spacer Kit P/N 37000123. Does not fit Derby Covers P/N 25347-02 or 25345-01.



B. SCREAMIN' EAGLE BIG TWIN COMPENSATOR



C. SCREAMIN' EAGLE VARIABLE PRESSURE CLUTCH

Street legal and/or street compliant statements refer to product meeting 50-State emissions and noise standards in the United States.

The street legal and/or street compliant statements may not apply to markets outside of the United States.

120 SE PRO PERFORMANCE®

Clutch & Drivetrain

A. SCREAMIN' EAGLE® TWIN CAM PERFORMANCE ASSIST AND SLIP (A&S) CLUTCH KIT

Developed for the high-thrust 110CI engine featured as Original Equipment on '14-'16 CVO™ models, this A&S clutch provides significantly increased torque-handling capacity (135 lb/ft). Clutch is designed to improve engagement grip and provides minor slippage during downshifting to reduce shock to the power train. Reduces hand lever pull effort by over 1 pound. Complete kit features improved clutch plates for enhanced wear resistance and is the perfect addition when installing a high-output Screamin' Eagle® Stage Kit.

37000026

Fits '14-'16 Touring and Trike models with hydraulic clutch actuator. Original Equipment on FXDLS, FLSS, FLSTBS and FXSE models.

B. SCREAMIN' EAGLE PERFORMANCE CLUTCH FRICTION DISC KIT

Newly developed friction material delivers longer life than Original Equipment friction discs. Kit includes new precision-machined flat steel plates. This Friction Disc Kit is a perfect match for the Screamin' Eagle Twin Cam Performance Race Clutch Hub Kit P/N 37976-08.

37980-10

Fits '99-'17 Twin Cam-equipped models and '98-'99 Evolution® 1340-equipped models. Will not fit '13-'16 CVO Touring models with hydraulic actuated clutch or, '15-'16 FLHTCUL and FLHTKL, '16-'17 FXDLS, FLSS, FLSTFBS, FXSE or '13-'16 CVO Touring models with hydraulic actuated clutch, '15-'16 FLHTCUL and FLHTKL or '14-'16 Touring and Trike models equipped with Screamin' Eagle A&S Clutch Kit P/N 37000026.

Also available: (not shown)

HEAVY DUTY CLUTCH SPRING FOR STOCK CLUTCH

37951-98

Fits '99-'17 Twin Cam-equipped models and '98-'99 Evolution 1340-equipped models. Will not fit '16-'17 FXDLS, FLSS, FLSTFBS and FXSE or '13-'16 CVO Touring models with hydraulic actuated clutch, or '15-'16 FLHTCUL and FLHTKL, '14-'16 Touring and Trike models equipped with Screamin' Eagle A&S Clutch Kit P/N 37000026.

C. SCREAMIN' EAGLE PERFORMANCE CLUTCH KIT

Performance Clutch Kit converts the 8-plate clutch to a 9-plate design. The surface area is increased by 13% and the spring rate is increased by 10% for a combination that can handle over 115 ft-lbs of torque at the crank, a 23% increase over the stock-rated capacity. Kit includes Kevlar® fiber-based friction discs and performance clutch spring.

38002-04

Fits '91-'22 XL and '94-'97 Evolution 1340-equipped models.

D. SCREAMIN' EAGLE MANUAL PRIMARY CHAIN TENSION ADJUSTER

Ideal for bikes equipped with big displacement high performance (100hp+) engines that are regularly used for track-day drag racing, this Screamin' Eagle Tension Adjuster permits manual selection of primary chain tension. A direct replacement for the Original Equipment automatic version, this anodized billet aluminum adjuster allows you to fine-tune the settings and lock the position when the freeplay is properly set. The manual adjustment locks the chain tension in place to prevent the chain from adjusting during severe shifting. Kit includes required mounting hardware.

36500020

Fits '06-'17 Dyna®, '07-'17 Softail®, and '07-'16 Touring and Trike models. Requires separate purchase of model-specific primary gaskets and seals.

E. AUTOMATIC PRIMARY CHAIN TENSION ADJUSTER

Original Equipment on '06-'17 Dyna and '07-'17 Softail and Touring models, this Automatic Primary Chain Adjuster eliminates the need to manually adjust the primary chain tension at traditional service intervals.

40063-05B

Fits '85-'06 Evolution 1340 (except '85-'88 Softail) and Twin Cam powertrain. Requires separate purchase of model-specific primary gasket and seals.

Street legal and/or street compliant statements refer to product meeting 50-State emissions and noise standards in the United States.

The street legal and/or street compliant statements may not apply to markets outside of the United States.



A. SCREAMIN' EAGLE TWIN CAM PERFORMANCE ASSIST AND SLIP CLUTCH KIT



B. SCREAMIN' EAGLE PERFORMANCE CLUTCH FRICTION DISC KIT



C. SCREAMIN' EAGLE PERFORMANCE CLUTCH KIT



D. SCREAMIN' EAGLE MANUAL PRIMARY CHAIN TENSION ADJUSTER



E. AUTOMATIC PRIMARY CHAIN TENSION ADJUSTER



Available to fit:

'07-'17 Softail models.

16200104 Twin Cam 103 – Black.*

16200108 Twin Cam 110™ – Black.*

16200109 Twin Cam 110 – Granite.*

'99-'05 Dyna and '99-'06 Touring models.

16200085 Twin Cam 88 – Black.

16200086 Twin Cam 88 – Silver.

'04-'05 EFI Dyna and '99-'06 EFI Touring models.

16200091 Twin Cam 95 – Black.*

16200092 Twin Cam 95 – Silver.*

'07-'17 Dyna and '07-'16 Touring models (Includes ACR – Auto Compression Release).

16200103 Twin Cam 103 – Black.*

16200105 Twin Cam 110 – Black.*

16200106 Twin Cam 110 – Granite.*

'14-'16 Twin-Cooled™ Touring models.

16200162 Twin Cam 103 – Black.*

16200163 Twin Cam 110 – Black.*

16200164 Twin Cam 110 – Granite.*



F. TWIN CAM SHORTBLOCK ASSEMBLY – DYNA AND TOURING



F. TWIN CAM SHORTBLOCK ASSEMBLY – SOFTAIL

SE PRO PERFORMANCE® 121

LongBlock / Shortblock Program

HARLEY-DAVIDSON® LONGBLOCK PROGRAM

WHY SHOULD I CONSIDER A LONGBLOCK?

Unlike an engine rebuild from the repair shop down the street, the Harley-Davidson® LongBlock is manufactured from 100% new Original Equipment components, and is built to the latest factory specifications. Engine includes upgraded Screamin' Eagle® lefty crankcase bearing, Screamin' Eagle cam bearings and Screamin' Eagle performance tappets to handle higher-stress loads and performance upgrades. In addition, '99-'06 LongBlocks are upgraded with late-model hydraulic cam tensioners, high-volume oil pump and billet cam plate. '07-'16 103CI and 110CI engines feature factory-installed Automatic Compression Releases.

WHAT DOES THE H-D® LONGBLOCK INCLUDE?

The crankcase is pre-assembled with flywheels, connecting rods, bearings, seals, cylinders, pistons, rings, heads, valves, valve springs, tappets and pushrod covers. Also included and ready for Dealer installation are top end rocker arm supports, rocker arms and shafts, pushrods and breathers. The LongBlock also includes cam support plate, cam plate bearings, cam and timing chain drive, hydraulic tensioners and all required gaskets and new hardware.

ARE UPGRADES AVAILABLE?*

You can choose silver or black-highlighted engines to match your styling direction. Bikes originally equipped with Twin Cam 88® engines can upgrade to 95 or 103CI displacement, and Twin Cam 96™-equipped models can be repowered with 103 or 110CI engines, based on specific model fitment. Upgrades require model-specific ECM recalibration (sold separately). Only available in North America.

WHAT ELSE DO I NEED?

LongBlock is sold without cam shafts, lower rocker boxes, upper rocker box covers or cam cover. Additional purchase of sprocket shaft spacer may be required.

FAST AND EASY:

Just take your Harley® motorcycle to your authorized dealership. Your engine retains its original vehicle identification number (VIN) for easy title exchange and registration.

**Displacement upgrades are available for vehicles previously equipped with street compliant big bore kits only.*

F. SHORTBLOCK ASSEMBLY

The perfect starting point for building the engine of your dreams. Engine shortblocks are manufactured and assembled on Harley-Davidson's main engine assembly line for exceptional quality and reliability. Shortblock cases, flywheels, bearings and rods are preassembled and ready for your custom build. Kit includes current spec Original Equipment cam plate, oil pump, cam drive components and the gaskets, seals and most of the hardware required to complete the engine and install it (not all components shown). You select your cylinders, heads, cams, covers and other top-end components. Choose one of the Screamin' Eagle® Stage kits to incorporate reliable performance and pick from our decorative engine covers to customize the look. Shortblock Assemblies are stamped with a new VIN and include MSO (Manufacturers Statement of Origin). The MSO is for Domestic only. Kits ship directly from the factory within 3-5 days. Assembly comes stamped with a new VIN on Twin-Cam models. (For VIN matching shortblock assemblies see the appropriate Service Parts Catalog.)

Twin Cam Engine

16200070 Black 96CI/103CI. Fits '07-'17 Dyna® (except FXDLS), and '07-'16 Touring and Trike models (except CVO™).

16200071 Black 96CI/103CI. Fits '07-'17 Softail® models (except FLSS, FLSTFBS and CVO).

Milwaukee-Eight® Engine (not shown)

See your Dealer for details.

NOTE: Replacement engines must be re-fitted with emission control devices and systems appropriate for the vehicle model and model year in order to ensure emissions compliance. Failure to do so constitutes tampering under U.S. EPA guidelines and can lead to substantial fines and penalties.

Legal for use on public roads only when installed in the specified models. Not legal for use on public roads when installed in models other than the ones specified and not eligible for the P&A warranty when installed in models other than the ones specified. Please see the Parts and Accessories warranty statement and your dealer for more information.

122 SCREAMIN' EAGLE®

Transmission

A. SCREAMIN' EAGLE® RACING KING 6 TRANSMISSION

Born from racing, the Screamin' Eagle® Racing - King 6 is a battle-tested performance transmission developed by the Harley-Davidson Factory Race Team competing in the Mission King of the Baggers series. Engineered for enhanced gear engagement and durability. Key features include modified back-cut angles on the shift dogs to improve gear engagement and super premium heat treat and shot peening on gears and shafts ensure race-tough strength and durability. You'll enjoy the smooth shifting performance and know this transmission is built for extreme performance in mind.

- Bolt-in installation.
- Super premium heat treated and shot peened gears ensure race-tough strength and durability.
- Torque capacity increased by +25% over the Original Equipment transmission.
- Smooth gear engagement for quicker shifts.
- Back cut gears and shift lug/pockets undercut for improved engagement and reduced friction.
- Upgraded bearings Screamin' Eagle branding on bearing door (P/N 36300037 only).
- Installation kit (P/N 36300043) includes gaskets, O-rings, main drive seal and bearing, and inner primary bearing race (sold separately).
- Transmission gears and shafts may have a blue coating. This blue coating is a manufacturing aid and will not affect King 6 Transmission or Oil Performance. Upon first fluid change the oil may have a slight discoloration.

36300041

Fits '23-later Center-Cooled Touring models and '25-later Softail® models. Installation requires separate purchase of Gasket Installation Kit P/N 36300043.

36300037

Fits '07-'24 Touring, '07-'24 Softail® and '06-'17 Dyna® models. Does not fit '23-Later Center-Cooled Touring models. Installation requires separate purchase of Gasket Installation Kit P/N 36300043.

B. SCREAMIN' EAGLE RACING GASKET INSTALLATION KIT FOR KING 6 TRANSMISSIONS

Installation kit includes gaskets, O-rings, main drive seal and bearing, and inner primary bearing race.

36300043

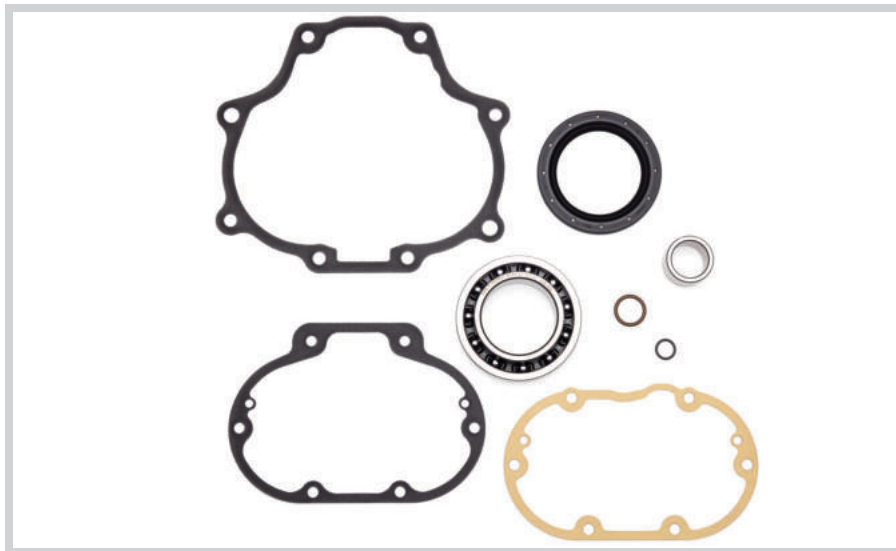
Required for installation of Screamin' Eagle King-6 transmission P/N 36300037 or 36300041.



A. SCREAMIN' EAGLE® RACING KING 6 TRANSMISSION



A. SCREAMIN' EAGLE® RACING KING 6 TRANSMISSION



B. SCREAMIN' EAGLE® RACING GASKET INSTALLATION KIT FOR KING 6 TRANSMISSIONS

NOTE: There is no warranty on exhaust pipes and mufflers with regard to any discoloration. Blueing is caused by tuning characteristics, cam timing, carburetor jetting, over-heating, etc. and is not caused by defective manufacturing.

Street legal and/or street compliant statements refer to product meeting 50-State emissions and noise standards in the United States.

The street legal and/or street compliant statements may not apply to markets outside of the United States.

SCREAMIN' EAGLE® 123

Oil & Lube

C. SCREAMIN' EAGLE® GENUINE SYN3® FULL SYNTHETIC LUBRICANT - SAE 15W50 / SAE 50 OIL

Give your Harley-Davidson® powertrain the ultimate in protection with premium Screamin' Eagle® SYN3® Synthetic Lubricant. This dual-weight, full-synthetic lubricant is developed, tested and validated by Harley-Davidson engineers specifically for all Harley-Davidson® engine, transmission and primary drive applications. Blended with premium base stocks and Harley-Davidson proprietary additives for optimized durability, minimal friction loss, and a wide ambient operating temperature range. Trusted by Harley-Davidson Factory Racing to stand up to the challenge of full-throttle competition, formulated to keep your street bike running strong season after season.

- New, Improved formula is backward compatible to all H-D models that use SAE 20W50 oil
- Custom-formulated to protect your Harley-Davidson powertrain and maintain its performance in the harshest conditions
- Unmatched shear stability to resist viscosity break-down beyond the full oil-change interval
- Innovative dual-weight formula delivers the best of both SAE 50 and SAE 15W50
- 15W rating provides excellent cold-start protection even at low ambient temperatures
- The ultimate high-temperature protection of SAE 50
- Specifically formulated for motorcycle clutch compatibility
- Compatible with both non-catalyst and catalyst-equipped engines
- The only oil used by Harley-Davidson® Factory Racing

United States

62600151 SAE 15W50/SAE50 – 1 Quart.

62600155 SAE 15W50/SAE50 – 1 Gallon

Canada

62600152 SAE 15W50/SAE50 – 1 Liter.

62600156 SAE 15W50/SAE50 – 4 Liter.

Europe

62600153 SAE 15W50/SAE50 – 1 Liter.

Asia/Pacific

62600154 SAE 15W50/SAE50 – 1 Liter

62600158 SAE 15W50/SAE50 – 4 Liter

D. OIL CHANGE KITS

SYN3 – SAE 15W50 / SAE 50

Fits '99-later Twin Cam and Sportster® Evolution® models (except '08-'13 XR) and can be used as an upgrade for any models that requires Oil Filter P/N 62600021, 63796-77A, 63805-80A, 63812-90 or 63813-90.

62600082 4 Quarts + Chrome Oil Filter.

62600083 4 Quarts + Black Oil Filter.

Fits '17-later Milwaukee-Eight® engine equipped models.

62600085A 5 Quarts + Chrome Oil Filter.

62600084A 5 Quarts + Black Oil Filter.

Fits '21-later Revolution® Max models.

62600112 4 Quarts + Black Oil Filter.

SYN3® SAE 15W50 / SAE 50 TUNE UP KITS

Do it right with Genuine Motor Parts. Each Tune Up Kit packs everything you need for a DIY service interval in a single box that's easy to buy and easy to store. Includes Oil and Lubricants, Oil Filter, Gaskets and O ring, and spark plugs.

Fits '17-later Milwaukee-Eight engine-equipped models.

62600123 Black Filter.

62600128 Chrome Filter.

Fits '99-'18 Twin Cam models.

62600139 Black Filter.

62600138 Chrome Filter.

Fits '04-'22 Sportster® models.

62600136 Black Filter.

62600137 Chrome Filter.



C. SCREAMIN' EAGLE GENUINE SYN3 FULL SYNTHETIC LUBRICANT – SAE 15W50 / SAE 50



D. OIL CHANGE KITS – SYN3 – SAE 15W50 / SAE 50 CHROME



D. OIL CHANGE KITS – SYN3 – SAE 15W50 / SAE 50 BLACK



D. OIL CHANGE KITS – H-D GENUINE - SAE 20W50 – BLACK



D. OIL CHANGE KITS – H-D GENUINE - SAE 20W50 – CHROME

124 SCREAMIN' EAGLE®

Suspension

A. SCREAMIN' EAGLE® SOFTAIL® SUSPENSION TUNED BY ÖHLINS® FRONT KIT*

Now you can experience the ultimate in handling and ride quality with this Screamin' Eagle®/Öhlins® Double Cartridge Fork Kit. Converts the Original Equipment front suspension with high-performance components from the suspension experts at Öhlins®. Provides superior ride quality and adjustability to match your riding style. Set the sag with the adjustable preload then fine tune the response with adjustable compression and rebound damping.

- External adjustment for compression, rebound damping and preload
- Compression in the left leg
- Rebound in the right leg
- Easy to dial up performance adjustments based on riding style and weight of rider and gear
- Fully serviceable and repairable by Öhlins®
- Kit includes left and right cartridge, springs and oil. Installation tools sold separately. Installation by authorized Harley-Davidson dealer highly recommended due to required specialty tools.

Fits '18-Later Softail models with inverted front forks. Does not fit FXDR114 models. Installation by authorized Harley-Davidson® dealer highly recommended due to required specialty tools.

45400355

Fits '18-Later Softail models with traditional front forks. Installation by authorized Harley-Davidson® dealer highly recommended due to required specialty tools.

45400356



A. SCREAMIN' EAGLE SOFTAIL SUSPENSION TUNED BY ÖHLINS® FRONT KIT

B. SCREAMIN' EAGLE®/ÖHLINS® REMOTE RESERVOIR REAR SUSPENSION*

Experience the ultimate in handling and ride quality with this Screamin' Eagle®/Öhlins® Remote Reservoir Rear Shock. This mono tube remote reservoir coil-over shock is adjustable to match your riding style. Set the sag with the adjustable preload then fine tune the response with adjustable compression and rebound damping. These shocks perform great and add a performance style with a remote reservoir and exposed adjusters. Expertly tuned by Öhlins® and Screamin' Eagle® with the aggressive Softail® rider in mind.

- No tools required for preload, compression and rebound damping adjustments so changes can be made quickly and easily
- Use external adjuster to set suspension preload for optimal performance based on rider, passenger, and gear weight
- Adjustable compression damping on the remote reservoir
- Adjustable rebound damping on bottom of shock body
- 46mm piston diameter
- Hard-anodized precision CNC-machined components
- High-pressure nitrogen gas-charged design resists heat fading and low-friction shaft/seal head design for smooth performance
- Fully serviceable and repairable through Öhlins®

54000325

Fits '18-'24 Softail models. Models not factory-equipped with a preload adjuster side cover will require a separate purchase of P/N 54000321.



B. SCREAMIN' EAGLE®/ÖHLINS® REMOTE RESERVOIR REAR SUSPENSION

SCREAMIN' EAGLE® 125

Suspension

C. SCREAMIN' EAGLE®/ÖHLINS® REMOTE RESERVOIR REAR SHOCKS

Upgrade to Screamin' Eagle® Factory Race Team suspension with these performance rear shocks. These high-performance rear shocks for Touring models were designed with Öhlins® specifically for Screamin' Eagle® Factory Team race bikes. Now you can experience the ultimate in handling and ride quality with these Screamin' Eagle®/Öhlins® Remote Reservoir Rear Shocks. These mono tube remote reservoir shocks are completely adjustable to match your riding style. Set the sag with the adjustable preload then fine tune the response with adjustable compression and rebound damping. These shocks perform great and add a performance style with a remote reservoir and exposed adjusters.

- Get a perfect factory fit. Reservoir brackets are designed to accommodate all Harley-Davidson® accessories
- Expertly tuned by Öhlins and Screamin' Eagle for the aggressive performance bagger rider in mind
- Preload setting on both shocks allows suspension adjustment based on rider, passenger, and gear weight for optimal performance
- No tools required for compression and rebound damping adjustments so changes can be made quickly and easily
- High-performance style: Exposed remote reservoirs with stainless steel lines and Screamin' Eagle/Öhlins branding
- Progressive rate springs stiffen quickly for improved control when you pick up the pace
- Standard Height with +8/-2 mm of length adjustment
- High-pressure nitrogen gas-charged design resists heat fading
- Low-friction shaft/seal head design for smooth performance
- 36mm piston diameter
- Includes billet aluminum preload adjustment tool

Fully serviceable and rebuildable

Fits '14-later Touring models (except FLHTKL, FLHTCUL, '23-later FLHXSE, FLTRXSE, '24-later FLHX, FLTRX, '24 FLTRXSTSE and '25-later FLHXU).

54000193



C. SCREAMIN' EAGLE®/ÖHLINS® REMOTE RESERVOIR REAR SHOCKS

1 COMPRESSION ADJUSTER

Fine-tunes suspension to control the upward wheel movement when hitting a bump

Adjusts the speed at which the suspension compresses

Critical for balancing ride quality and suspension bottoming

2 REBOUND ADJUSTER

Fine-tunes the downward wheel movement after riding over bumps or potholes

Adjusts the speed at which the suspension returns from extension

Critical for balancing ride quality and suspension bounce

3 PRELOAD ADJUSTER

Critical to setting the proper suspension travel to soak up large potholes and absorb large bumps

Adjusts for rider sag—the amount the suspension drops under the weight of the rider and cargo

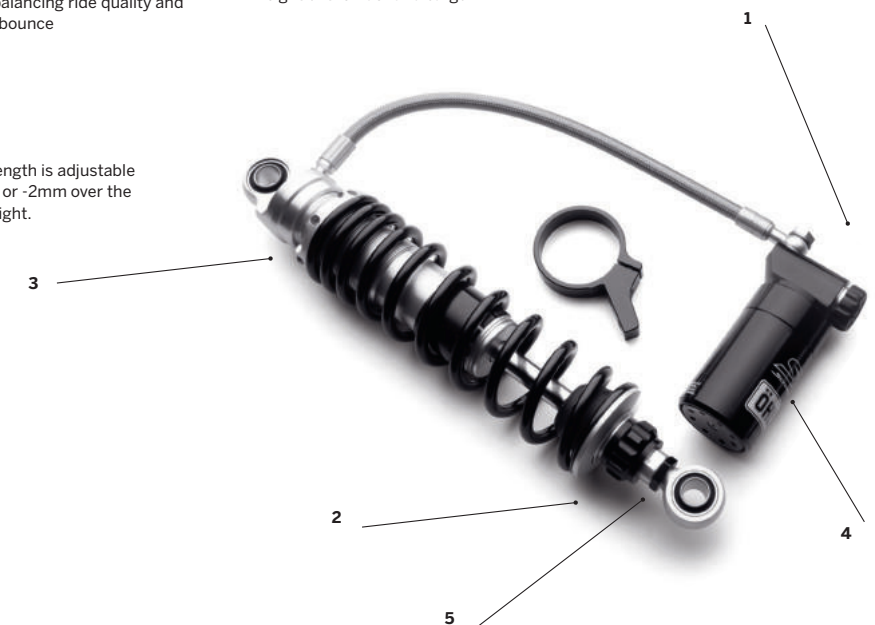
4 REMOTE RESERVOIR

Remote reservoir keeps the shock oil cooler to maintain damping performance

Internal bladder separates the oil from the nitrogen gas to reduce cavitation during aggressive riding

5 LENGTH

The shock length is adjustable from +8mm or -2mm over the standard height.



126 SCREAMIN' EAGLE®

Suspension

A. SCREAMIN' EAGLE®/ÖHLINS® REMOTE RESERVOIR REAR SHOCKS*

Upgrade to Screamin' Eagle Factory Race Team suspension with these performance rear shocks. These high-performance rear shocks for Touring models were designed with Öhlins specifically for Screamin' Eagle® Factory Team race bikes. Now you can experience the same ultimate in handling and ride quality. These mono tube remote reservoir shocks are completely adjustable to match your riding style. Set the sag with the adjustable preload then fine tune the response with adjustable compression and rebound damping. Add performance style with a remote reservoir and exposed adjusters. Get a perfect factory fit tuned to complement Screamin' Eagle/ Öhlins Inverted Front end kits.

- Expertly tuned by Öhlins and Screamin' Eagle with the aggressive performance bagger rider in mind.
- High-performance style: Exposed remote reservoirs with stainless steel lines and Screamin' Eagle/Öhlins branding.
- Preload setting on both shocks allows suspension adjustment based on rider, passenger, and gear weight for optimal performance.
- No tools required for compression and rebound damping adjustments so changes can be made quickly and easily.
- New race-spec linear spring rate.
- Standard 13" Height with +8/-2 mm of length adjustment.
- High-pressure nitrogen gas-charged design resists heat fading and low-friction shaft/seal head design for smooth performance.
- 36mm piston diameter.
- Includes billet aluminum preload adjustment tool. Fully serviceable and rebuildable.
- Reservoir brackets are designed to accommodate all Harley-Davidson® Two-Up accessories, rear lighting and saddlebag lids.

Fits '23-later FLHXSE and FLTRXSE, '24-later FLHX, FLTRX, FLTRXSTSE, and '25-later FLHXU models.

54000350 Black.

54000351 Gold.



A. SCREAMIN EAGLE/ÖHLINS REMOTE RESERVOIR REAR SHOCKS – BLACK



A. SCREAMIN EAGLE/ÖHLINS REMOTE RESERVOIR REAR SHOCKS – GOLD



WARNING: Installation of any accessory suspension components may affect cornering clearance and jiffy stand operation. This could distract the rider, causing loss of control and death or serious injury.

SCREAMIN' EAGLE® 127

Suspension

B. SCREAMIN' EAGLE® / ÖHLINS® INVERTED FORK LEGS*

Upgrade to the premium performance of Screamin' Eagle Factory Race Team suspension. These 48mm Öhlins forks legs are developed in partnership between Öhlins and Harley-Davidson® offer no-compromise front suspension performance for confidence-inspiring handling. Forks are fully adjustable for pre-load and compression and rebound damping. Inverted fork design provides enhanced front end rigidity with reduced steering inertia for unmatched handling and feedback to the rider. Requires separate purchase of vehicle specific installation kit for models not factory equipped with an inverted front fork.

- Expertly tuned by Öhlins and Screamin' Eagle with the aggressive performance bagger rider in mind.
- Adjust preload plus rebound/compression damping on the top caps of the fork assemblies.
- Micro-polished inner tubes reduce friction for smooth performance.
- Gold TiN (titanium nitride) coating on the fork sliders reduces friction and increases wear resistance as compared to chrome plating.
- Forks utilize 30mm pistons and NIX technology to maintain optimal damping at higher frequency to improve control, noticed by the rider as improved tire contact feel.
- Fully serviceable and rebuildable.
- Provides a 13% weight reduction compared to the traditional original equipment front fork assembly.
- Separate purchase of vehicle specific Front Fork Installation kit required for '24-Later FLHX and FLTRX, and '25-later FLHXU models.

Fits '23-later FLHXSE and FLTRXSE, '24-later FLHX, FLTRX and FLTRXSTSE, and '25-later FLHXU models. Separate purchase of vehicle specific Front Fork Installation kit required for '24-Later FLHX and FLTRX, and '25-later FLHXU models.

45400392 Black.

45400393 Gold.

C. SCREAMIN' EAGLE / ÖHLINS INVERTED FORK INSTALLATION KIT*

Required for installation of Screamin' Eagle X Öhlins Inverted Fork Legs P/N 45400392 and 45400393 on models factory equipped with traditional Front Forks. Kit includes dual Brembo™ radial mounted front calipers offering the aggressive rider enhanced brake feel. Kit includes a super-premium liquid aluminum forged triple clamp, originally offered on CVO™ models. Kit includes all necessary hardware for installation. Product requires the use of specialty tools and Digital Technician, installation by an authorized Harley-Davidson dealership is required.

45400391 Street Glide®.

Fits '24-Later FLHX and '25-later FLHXU models. Specialty tools and a Digital Technician update required for installation. Installation by authorized Harley-Davidson dealer required. See your local Harley-Davidson dealer for details.

45400390 Road Glide®.

Fits '24-Later FLTRX models. Specialty tools and a Digital Technician update required for installation. Installation by authorized Harley-Davidson dealer required. See your local Harley-Davidson dealer for details.



B. SCREAMIN' EAGLE / ÖHLINS INVERTED FORK LEGS– BLACK



B. SCREAMIN' EAGLE / ÖHLINS INVERTED FORK LEGS– GOLD



C. SCREAMIN' EAGLE / ÖHLINS INVERTED FORK INSTALLATION KIT – STREET GLIDE



C. SCREAMIN' EAGLE / ÖHLINS INVERTED FORK INSTALLATION KIT – ROAD GLIDE



WARNING: Installation of any accessory suspension components may affect cornering clearance and jiffy stand operation. This could distract the rider, causing loss of control and death or serious injury.

10400069	47	25400117	67, 79	29400293	107	54000351	126	65400464	96	22144-08B	88	31600111A	108
14102070	48	25400125	97, 101	29400297	107	61300057	21, 105	65400466	26	22315-06A	89	31600112A	108
14102071	48	25400199	35	29400298	17	61300109	60	65400468	26	22698-01A	102	31600113A	108
14102072	48	25400200	35	29400299	17	61300110	60	65400472	27	22711-04A	102	31901-08A	108
14102073	48	25400201	35	29400355	20, 107	61300120	106	65400480	27	22851-99A	88	31902-08A	108
14102074	48	25400202	35	29400356	20	61300128	106	65400481	27	23727-07A	89	31907-08A	108
14102078	48	25400353	35	29400357	20	61300299	64	65600330	30	23728-07A	89	31930-99C	108
14102079	48	25400432	52	29400359	107	61300516	22, 61	65600331	30	24004-03B	91	31932-99C	108
14900150	7	25400476	32	29400363	21, 106	61300517	22, 61	65600332	30	24017-10	83	31937-99C	108
16200070	89, 121	25600117	48	29400366	21, 105	61300536	22	69201704	7	24018-10	83	31939-99C	108
16200071	89, 121	25600118	48	29400387	14	61300762	23	92500031	71	25149-00	79	31944-99C	108
16200085	121	25600119	48	29400388	14	61300788	22	92500032	71	25152-00	79	31946-99C	108
16200086	121	25600120	48	29400396	16	61300828	23	92500033	71	25282-11	83	31956-04B	108
16200091	121	25600121	48	29400397	16	61300845	21, 105	92500035	69	25284-11	83	31958-04B	108
16200092	121	25600122	48	29400400	17	61300846	21	92500038	72	25285-08	83	31963-89B	108
16200103	121	25600123	48	29400405	15	61300993	16	92500039	87	25376-03	79	31964-89C	108
16200104	121	25600124	48	29400406	15	61300994	16	92500041	98	25464-06	79	31965-08A	108
16200105	121	25600125	48	29400407	15	61301362	18	92500042	98	25465-06	79	31967-08A	108
16200106	121	25600127	48	29400412	17	61301363	18	92500050	86	25482-10	67, 79	32076-04	90
16200108	121	25600129	48	29400454	12	61400323	21, 106	92500051	86	25638-07	67, 79	32092-98B	108
16200109	121	25600132	48	29400455	12	62400260	47	92500052	74	25752-97	103	32093-98B	108
16200162	121	25600153	48	29400459	13	62400264	47	92500053	74	25937-99B	79	32095-98B	108
16200163	121	25600154	48	29400460	13	62600082	123	92500054	73	27516-08F	70	32303-08A	108
16200164	121	25600162	48	29400466	13	62600083	123	92500055	73	27517-08E	70	32318-08A	108
16200341	111	25701403	49	29400467	13	62600112	123	92500077	41	27609-01B	99	32325-08A	108
16200342	111	25701404	49	29400471	23	62600123	123	92500078	41	27639-07B	76	32359-00C	108
16200784	112	25701407	49	29400472	23	62600128	123	92500079	43	27713-08	75	32360-00C	108
16200785	113	25701408	49	29400473	20	62600136	123	92500080	43	27796-08	76	34822-08	91
16200786	112	25701480	49	29400474	20	62600137	123	92500081	43	27797-07	76	37000121A	119
16200787	113	25701517	49	29400475	20	62600138	123	92500082	43	27927-07	77	37951-98	120
16200977	110	25701573	49	29400476	14	62600139	123	92500083	38	27928-07A	77	37980-10	120
16200978	110	25701574	49	29400477	14	62600151	123	92500084	39	27934-99	77, 103	38002-04	120
16200979	110	27200026	99	29400478	16	62600152	123	92500086	39	27956-10	21, 105	40063-05B	120
16200980	110	27200029	75	29400479	16	62600153	123	92500094	44	28720-10	60	41000008C	7
16500074	102	27300139	107	29400480	15	62600154	123	92500095	45	28721-10	61	41000445A	7
16500347	102	27300145	57	29400481	15	62600155	123	92500096	40	28722-10	61	41001166A	6
16500379	54	27300147	57	29400488	18	62600156	123	92500097	40	28728-10	64, 95, 106	41001212A	7
16500512	54	27300167	57	29400494	19	62600158	123	92500099	38	28739-10A	60, 94	42200064A	119
16500527	54	27300185	57	29400495	19	64900636	25	92500100	37	28740-10A	60, 94	42200095A	119
16500538	54	27300194	50	29400499	19	64900690	25	92500127	34	28861-07A	90	62600084A	123
16500747	54	27300210	50	29400524	12	64900829	24	92500128	34	29000009A	95	62600085A	123
16500748	54	27300217	50	31600085	109	64901190	26	92500129	34	29000019A	95	64900208A	96
16500749	54	27300218	50	31600105	109	64901191	26	92500130	34	29017-09	60	64900209A	96
16500750	54	27400040	57	31600106	109	64901365	28	92500132	32	29080-09A	94	64900552A	28
16501059	52	27400067	51	31600108	108	64901405	24	92500133	32	29098-09A	59	64900553B	28
16501060	52	29000483	95	31600109	108	65100017	66	92500139	36	29153-07	106	64900554B	28
16800120	55	29000484	95	31600110	108	65100019	66	92500143	38	29299-08A	59	64900555A	28
16800125	55	29400019	107	31600180	109	65100044	65, 95	92500144	37	29319-08	64	64981-09	65
16800174	55	29400020	107	36300037	122	65100062	66	16101-01	80	29328-99	21, 106	65100076A	29
16800210	55	29400065	107	36300041	122	65100063	65, 95	16500013A	85	29400022A	107	65100084A	29
16800212	55	29400103	62	36300043	122	65100078	29	16500045A	87	29400227A	94	65400137A	96
16800330	55	29400104	62	36500020	120	65100085	29	16546-99A	87	29400232A	94	65400285A	30
16800332	55	29400109	107	37000026	120	65100153	25	16925-11	84	29400245A	23	70623-06	90
16800404	52	29400118	107	37000258	118	65100161	26	17675-01B	81	29400246A	23	70623-08	90
16800407	52	29400141	107	37000286	118	65100165	26	18013-03A	80, 100	29400512A	15	70623-11	90
16800437	53	29400217	61	37000287	118	65100166	26	18226-03	80, 100, 103	29417-04	21, 105	80611-09	66
17900032	82	29400218	61	37000288	118	65100196	29	18281-02A	80, 103	29493-05A	21, 106	92500037A	72
17900058	33	29400219	61	40100061	119	65100205	29	18344-05	80	29503-07	64	92500047A	34
17900073	33	29400222	63	41001141	6	65100216	26	18400-03	82	29510-05	64	92500058A	34
18100080	33	29400230	61	41001142	6	65100217	26	18401-03	82	29586-06	64	92500074A	34
21900084	56	29400233	63	45400355	124	65100218	26	18402-03	82	29667-07	76	92500075A	34
21900087	56	29400234	63	45400356	124	65100219	29	18404-08	82	29702-08B	107		
21900099	56	29400237	63	45400390	127	65100220	29	18424-06	101	29775-02C	68		
21900101	56	29400238	63	45400391	127	65100221	29	18572-13	56, 81, 100	29782-07	95		
21900129	56	29400239	63	45400392	127	65400405	96	19206-16	116	29784-07	97		
21900130	56	29400240	63	45400393	127	65400457	27	19220-16	116	30003-10	97		
21900169	52	29400247	107	54000193	125	65400458	27	19221-15	117	31600048A	108		
24100021	89	29400275	107	54000325	124	65400460	27	21900130A	53	31600051A	108		
24100152	51	29400276	107	54000350	126	65400461	27	21900164A	50	31600054A	108		

MILWAUKEE-EIGHT® POWERTRAIN

AIR CLEANER KITS	12-23
AIR CLEANER TRIM	104-107
BIG BORE CYLINDERS/PISTONS	52-55
CAM KITS	32-35
CLUTCH KITS	118-120
CYLINDER HEADS	54
EFI TUNER	6-7
K&N® FILTERS	107
MILWAUKEE-EIGHT CRATE ENGINES	110-113
SPARK PLUGS & PLUG WIRES	108-109
STAGE I UPGRADE – EXHAUST	24-30
STAGE I UPGRADE – INTAKE	12-23
STAGE II UPGRADE – TORQUE	32-34
STAGE II UPGRADE – POWER	32-34
STAGE III UPGRADE	36-40
STAGE IV UPGRADE	37-45
STROKER FLYWHEEL	51
THROTTLE BODIES/INJECTORS	51

TWIN CAM POWERTRAIN

AIR CLEANER KITS	58-64
AIR CLEANER TRIM	104-107
BEARING KITS	91
CAM KITS	78-79
CAM PLATE – BILLET	83
CARBURETOR KITS – CV	77
CLUTCH KITS	118-120
COMPENSATOR	119
COMPRESSION RELEASE	90
CRANKCASES	89
CYLINDER HEAD KITS	84-85
CYLINDERS – BIG BORE	86-87
EFI TUNER	6-7
HEAD GASKETS	80
INJECTORS – EFI	76
K&N FILTERS	107
LONGBLOCK PROGRAM	121
PISTONS	88
PRIMARY CHAIN ADJUSTER	120
PUSHRODS	82
ROCKER ARMS/SUPPORTS	81
SE120 ENGINE	116-117
SHORT BLOCKS	121
SPARK PLUGS & PLUG WIRES	108-109
STAGE I UPGRADE – EXHAUST	65-66
STAGE I UPGRADE – INTAKE	58-64
STAGE II UPGRADE	67
STAGE III 88 TO 95CI	68
STAGE III 103 TO 110CI	69
STAGE IV 96 TO 103CI	70
STAGE IV 103 TO 110CI	71-72
STAGE IV 110 TO 117CI	73
STROKER FLYWHEEL KIT	89
TAPPETS	81
THROTTLE BODIES	76
TRANSMISSION PARTS	118
VALVE SPRING KITS	80

SPORTSTER® POWERTRAIN

AIR CLEANER KITS	94-95
AIR CLEANER TRIM	104-107
CAM KITS	97
CARBURETOR KITS	103
CYLINDER HEAD KIT	108
EFI TUNERS	6-7
K&N FILTERS	107
PISTONS	102
PUSHRODS	101
SPARK PLUGS & PLUG WIRES	108-109
STAGE I UPGRADE – EXHAUST	96
STAGE I UPGRADE – INTAKE	94-95
STAGE II UPGRADE	97



The only way to get Genuine Motor Parts and Accessories is through an authorized Harley-Davidson® dealer or directly from h-d.com/parts. You can ship your online orders to your local participating Harley-Davidson® dealership where you can pick them up — for free. For your nearest local dealership, please visit our dealer locator at h-d.com/dealer.

We care about you. When riding your Harley-Davidson® motorcycle, be sure to ride safely, respectfully and within the limits of the law and your abilities. Always wear an approved helmet, proper eyewear and protective clothing, and insist your passenger does too. Never ride while under the influence of alcohol or drugs. Know your Harley-Davidson® motorcycle, and read and understand your owner's manual from cover to cover. Sign up for a Harley-Davidson® Riding Academy course ([visit harley-davidson.com](http://harley-davidson.com) for a course near you) or Motorcycle Safety Foundation rider course (call 1-800-446-9227 for a course near you). Protect your privilege to ride by joining the American Motorcyclist Association. Visit americanmotorcyclist.com for more information.

The sale or use of these parts or accessories does not grant the purchaser a license or other right under any Harley-Davidson patent.

©2025 H-D or its Affiliates. H-D, Harley, Harley-Davidson and the Bar & Shield Logo are among the trademarks of H-D U.S.A., LLC. Third-party trademarks are the property of their respective owners.
94500425